

Technical Data

RoHS

Panel connector, cable connector and coupler connector

Panel connector



Cable connector



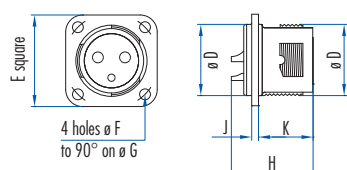
Coupler connector



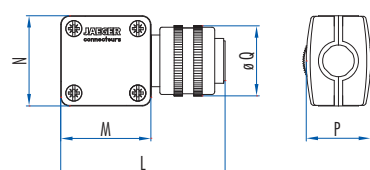
Panel connector, cable connector and coupler connector	rectangular housing
Locking	screw up the knurled ring on the cable connector 1/6 of a turn on the panel connector barrel, for frequent locking and unlocking
Protection	IP 50 to IP 54 with conexil in the housing with flat-gasket for panel connector
Contacts	3 to 17 contacts ø 2 mm – ø 3 mm – ø 4 mm non-removable solder contacts
Max. current	15 A ø 2 mm – 35 A ø 3 mm – 50 A ø 4 mm
Contact resistance between pin and socket	< 1,5 mΩ ø 2 mm – < 1 mΩ ø 3 mm – < 0,7 mΩ ø 4 mm
Breakdown voltage between adjacent contacts	> 2500 Volts (RMS)
Breakdown voltage between peripheral contacts and ground	> 1500 Volts (RMS), (> 2000 Volts (RMS) 4 contacts ø 4 mm)
Insulation resistance	> 10 ⁷ MΩ at 20 °C – > 10 ⁵ MΩ at 100 °C
Operating temperature	-40 °C to +100 °C (500 hours at +125 °C)
Materials	Nickel-plated light alloy, gold-plated brass contacts, PBT insert
Max. cross-section of soldered conductors	1,34 mm ² ø 2 mm – 3,18 mm ² ø 3 mm – 5,26 mm ² ø 4 mm

Dimensional Data

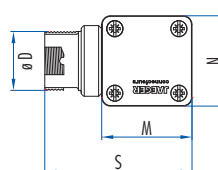
Panel connector



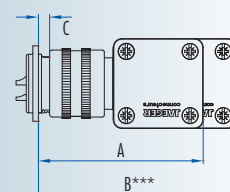
Cable connector



Coupler connector



Cable connector – Panel connector assembly



Housing	Number of Contacts	Assembly			Male panel connector								Female cable connector – Male coupler connector						Assembly			Female panel connector								Male cable connector – Female coupler connector					
		A	B	C	ø D	E	ø F	ø G	H	J	K	L	M	N	P	ø Q	S	A	B	C	ø D	E	ø F	ø G	H	J	K	L	M	N	P	ø Q	S		
1	3-4-6	64	73	4	21	27	3,2	28	24,8	2	12,5	57	32,2	32,2	20,2	25	51	65	76	4	21	27	3,2	28	25	2	16	57	32,2	32,2	20,2	25	51		
2	4	68	79	4	27	32	3,2	34	29	2	12,5	63	36,4	36,4	23,5	32	55	72	82	4	27	32	3,2	34	31	2	16	63	36,4	36,4	23,5	32	55		
2	8-12	68	79	4	27	32	3,2	34	24	2	12,5	63	36,4	36,4	23,5	32	55	72	82	4	27	32	3,2	34	24	2	16	63	36,4	36,4	23,5	32	55		
3	17	75	78	4	39	43	4,2	48	22,5	2	12,5	65	42,6	47,6	31,3	44	61	67	78	4	39	43	4,2	48	26	2	12	63	42,6	47,6	31,3	44	61		

*** B: minimum disconnection distance

Part Number

Housing	1	1	1	2	2	2	3
Number of Contacts	3	4	6	4	8	12	17
L ø 2 mm	1	4	6		6	12	15
L ø 3 mm	2				2		2
L ø 4 mm				4			

Male panel connectors — Female cable connectors — Male coupler connectors

Square male panel connector	536 353 006	536 354 006	536 356 006	533 755 006	536 358 006	536 362 006	536 357 006
Female cable connector	532 353 006	532 354 006	532 356 006	530 755 006	532 358 006	532 362 006	532 357 006
Male coupler connector	530 103 006	530 104 006	530 106 006	530 752 006	530 108 006	530 112 006	530 107 006
Type 3 cable clamp	630 135 006	630 135 006	630 135 006	630 138 006	630 138 006	630 138 006	630 155 006
Flat-Gasket for panel connector (pack of 10)	536 945 006	536 945 006	536 945 006	536 946 006	536 946 006	536 946 006	536 947 006
Protective cap for panel connector	536 910 006	536 910 006	536 910 006	536 911 006	536 911 006	536 911 006	536 846 006
Protective cap for female cable connector	532 260 006	532 260 006	532 260 006	532 278 006	532 278 006	532 278 006	532 218 006
Protective cap for coupler connector	536 910 606	536 910 606	536 910 606				
Gehäuse Gerüstestecker	536 935 006	536 935 006	536 935 006	536 937 006	536 937 006	536 937 006	536 996 006

Female panel connectors — Male cable connectors — Female coupler connectors

Square female panel connector	536 853 006	536 854 006	536 856 006	533 760 006	536 858 006	536 862 006	536 857 006
Male cable connector	532 853 006	532 854 006	532 856 006	530 754 006	532 858 006	532 862 006	532 857 006
Female coupler connector	530 183 006	530 184 006	530 186 006	530 753 006	530 188 006	530 192 006	530 187 006
Type 3 cable clamp	630 135 006	630 135 006	630 135 006	630 138 006	630 138 006	630 138 006	630 155 006
Flat-Gasket for panel connector (pack of 10)	536 945 006	536 945 006	536 945 006	536 946 006	536 946 006	536 946 006	536 947 006
Protective cap for panel connector	536 910 006	536 910 006	536 910 006	536 911 006	536 911 006	536 911 006	536 846 006
Protective cap for male cable connector	532 265 006	532 265 006	532 265 006	532 279 006	532 279 006	532 279 006	532 218 006
Protective cap for coupler connector	536 910 606	536 910 606	536 910 606				
Gehäuse Gerüstestecker	536 935 006	536 935 006	536 935 006	536 937 006	536 937 006	536 937 006	536 996 006

- For the version with 4 contacts ø 4 mm, contact No. 4 of the panel connector and the coupler connector, which makes the electrical connection before the other 3 contacts and disconnects it after separation, can be used as a ground contact.
- The square female panel connectors with 3 to 12 contacts can be mated with cable connectors from the „Standard“ Series page 10 and „Weatherproof“ Series page 22.
- Sealable tamper-evident connectors for housings 1 and 2. See: Accessories.
- For assembly, wiring, panel connector installation and contact arrangement instructions, see: Technical guides.
- Other accessories, see: Accessories.