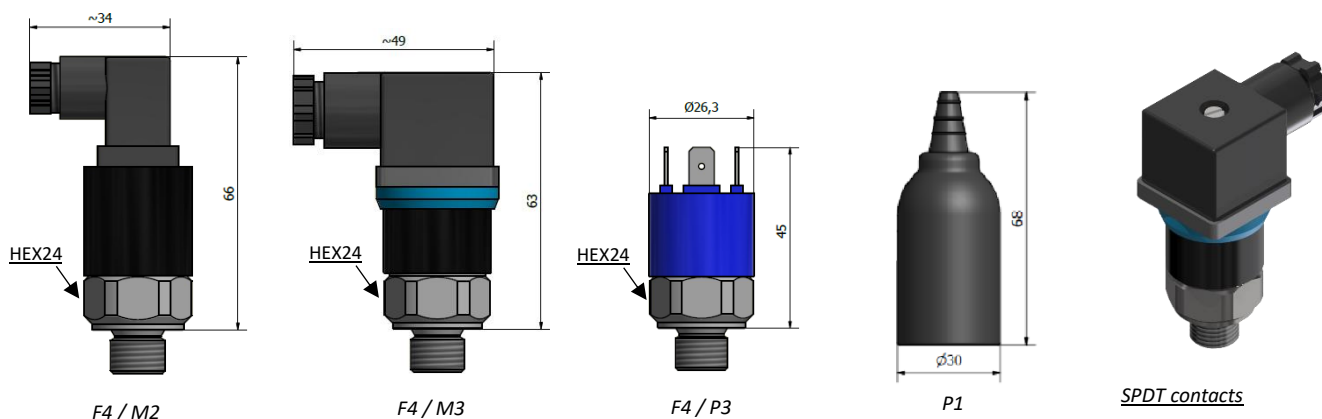


F4 Electromechanical pressure switch, SPDT contacts



Technical features

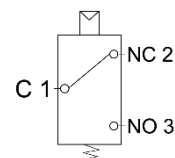
Switching pressure range:	From -0.8 Bar to 400 Bar
Maximum pressure:	From 25 Bar to 600 Bar
Working temperature:	-25°C ÷ +85°C
Hydraulic connection:	Different threads (STD: ¼" BSP-M)
Body material:	Zinc plated steel with key 24mm (AISI 316L or different BRASS on request)
Weight:	0,05 Kg
Fixed hysteresis value:	- Membrane execution ~ 10% of end of scale at 20°C - Piston execution ~ 15% of end of scale at 20°C - Y Piston execution ~ 25% of end of scale at 20°C
Switching accuracy:	± 4% of end of scale at 20°C
Mechanical life:	10 ⁶ cycles at 70 bar (1000 PSI) at 20°C
Tightening torque max:	50 Nm

Electric features

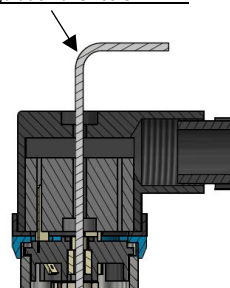
Maximum load:	0.5 A at 250 Volt AC, 0.15 A at 110 Volt DC
Type of electric contact:	Exchange contacts (Common, NO and NC) – SPDT
Electric connection acc. to DIN 43650:	M3 (30x30mm), M2 (15x15mm) – IP65
Electric protection acc. to EN 60529:	M2, M3 – IP65 / P3, P1 – IP54
ATEX certification:	ATEX II 3G Ex nc IIB T6 Gc IP65 for F4 with M2 and M3

Other

Also available:	- Special value of hysteresis - CU-TR for Russian market - UL-CSA for electric part only - Separator (<10 bar) for corrosive and/or high percentage of solid particles
Warranty:	see dedicated page



Regulation allen screw 2mm



Adjustment instructions



F4.				P1						
Switching Pressure range		Execution	P Max	Body Material	Hydraulic Connection	Type of Seal	Electric Contacts	Setting Pressure	Condition	Type of Electric Connection	Protection Cap					
	Bar							Bar								
R	0.2>2.5	Membrane	25	X AISI316L L BRASS B NICKEL PLATED BRASS if omitted means zinc plated steel	0 ½” BSP-M	V VITON	G Gold plated contacts (if omitted means standard contacts) SPDT contacts	If requested , indicate the value setting pressure, also indicate the condition “D” or “U”	D Means falling pressure setting, also please indicate the value U Means rising pressure setting, also please indicate the value	M2 connector 16x16 M3 connector 30x30 P3 Fast-on 6.3x0.8	Accessory on request, essential to protect the instrument from dirty and humidity (only for P3 execution)					
S	1>10	Membrane	25		1 ¼” BSP-M	T PTFE										
SM	1>10	Membrane	150		2 ½”BSPT-M	E EPDM										
SP	1>10	Piston	300		3 M10x1-M	H HNBR										
T	5>50	Piston	300		4 ½” NPT-M											
TM	5>50	Membrane	150		5 ¼” NPT-M											
V	10>100	Piston	350		6 ¼” BSPT-M											
VM	10>100	Membrane	150													
Z	30>300	Piston	400													
Y	50>400	Piston	600													
ADJUSTABLE VACUUM SWITCH																
WF4	-0,8>-0,15	Membrane	25													