


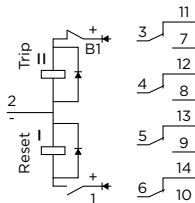
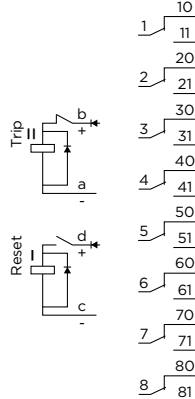
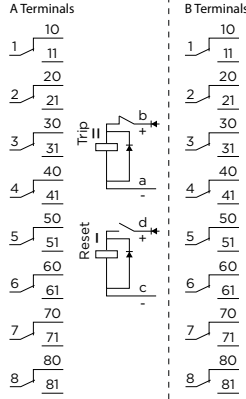


## TRIP AND LOCKOUT RELAYS (II)

Model	BF-4RP	BJ-8RP	BI-16RP
			
Applications	Intended for tripping and locking applications where high quality requirements in operating time and breaking capacity are needed, with manual reset.		
High burden configuration	See page 15 for technical details		
Construction characteristics			
Contacts no.	4 Changeover	8 Changeover	16 Changeover
Connections			
Options	Options are not available		
Weight (g)	300	600	1400
Dimensions (mm)	(A) 45 x (B) 45 x (C) 96,5 (F large Type)	(A) 90 x (B) 50 x (C) 100,5 (J large Type)	(A) 120 x (B) 110 x (C) 105
Coil characteristics			
Standard voltages <sup>(1)</sup>	24, 48, 72, 110, 125, 220 Vdc 63,5, 110, 127, 230 Vac (50-60 Hz)		48, 110, 125, 220 Vcc
Voltage range	+10% -20% U <sub>N</sub>		
Pick-up voltage (20°C)	See pick-up voltage / temperature curves for Latching relays		
Average consumptions only in the change-over	17 W	45 W	90W
Operating time			
Pick-up time	<10 ms (Vdc) <13 ms (Vac)	<10 ms (Vdc) <20 ms (Vac)	<10 ms
Contacts			
Contact material	AgNi		
Distance between contacts	1,8 mm		
Permanent current	10 A		
Instantaneous current	80 A during 200 ms / 200 A during 10 ms		
Max. making capacity	40 A / 0,5 s / 110 Vdc		
Breaking capacity	See breaking capacity curves (Contact configuration type A)		
Max. breaking capacity	See value for 50,000 operations		
U <sub>max</sub> opened contact	250 Vdc / 400 Vac		
Performance data			
Mechanical endurance	10 <sup>7</sup> operations		10 <sup>6</sup> operations
Operating temperature	-40°C +70°C		
Storage temperature	-40°C +85°C		
Max. operating humidity	93% / +40°C		
Operating altitude <sup>(2)</sup>	<2000 m		

<sup>(1)</sup> Other voltage upon request

<sup>(2)</sup> Ask for higher altitudes