

PF 43.000 | PFA 40.000

ECOOL FILTERFAN | EXHAUST FILTER 223–265 m³/h

- installation size 4, air flow rate up to 265 m³/h
- two performance classes, cut-out compatible
- system of protection IP 54 and IP 55, NEMA type 12
- UL, cUL approval
- UV-resistance (IP 55 version)
- cut-out compatible with installation size 4 from the 3rd Generation
- exhaust filters also available in 24 piece packaging for faster assembly



PRODUCT		PF 43.000					Unit
ARTICLE NO.	IP 54	11643021055	11643101055	11643151055	11643801055	11643701055	
ARTICLE NO.	IP 55	11643023055	11643103055	11643153055	11643803055	11643703055	

DATA							
Rated voltage ±10 %		AC 50 60 Hz			DC		V
		400	230	115	24	48	
Unimpeded airflow	IP 54	223 247			223		m³/h
	IP 55	233 265			233		
Airflow rate in comb. with exhaust filter	IP 54	201 223			201		
	IP 55	180 207			180		
Power consumption		49 42	45 39	40 40	12		W
Current consumption		0.16 0.14	0.31 0.25	0.5 0.5	0.5	0.25	A
Noise level according to EN ISO 3741		53			53		dB (A)
Weight		1.67			1.51		kg
Type of connection		spring-type terminal					
Fuse		6					A
System of protection according to EN 60529 / UL 50	IP 54	NEMA type 12 - standard filter					
	IP 55	NEMA type 12 - fluted filter					
Filtration efficiency	IP 54	88					%
	IP 55	91					
Filter mat quality class according to EN 779	IP 54	G 4					
	IP 55	G 4					
Duty cycle		100					%
Bearing type		ball bearing					
Service life L ₁₀ (+ 40 °C) ¹		40000			80000		h
Temperature range		-40 ... +55 -40 ... +131					°C °F
Design (housing and protection against accidental contact)	IP 54	made of injection-moulded thermoplastic, self-extinguishing, UL 94 V0					
	IP 55	additional: UV-resistant					
Colour		RAL 7035 different colours available on request					

ACCESSORIES		ARTICLE NUMBER	
Exhaust filter	gray	1 piece 11740001055	24 piece assembly packaging 11740001412
Exhaust filter	black	1 piece 11740001050	
Spare filter mats	5 pieces	IP54: 18611600032; IP55: 18611600036	
Thermostat		17121000000	
Hygrostat		17207000000	
Rainhood in stainless steel		18102000017	

For additional models, options and voltages visit www.pfannenber.com or contact us directly.

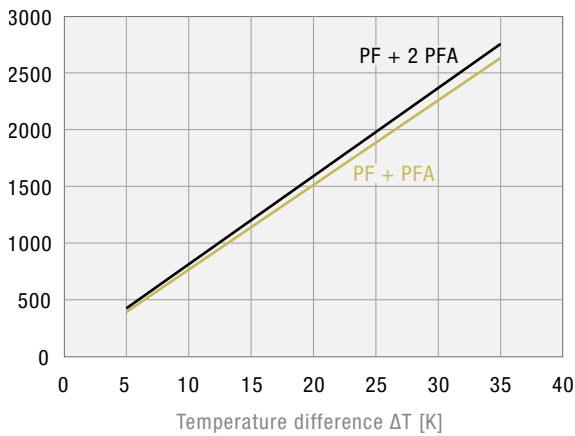
¹ fan failure is defined as being when the current and speed deviate or the operating noises are out of the ordinary

Cooling capacity performance curves

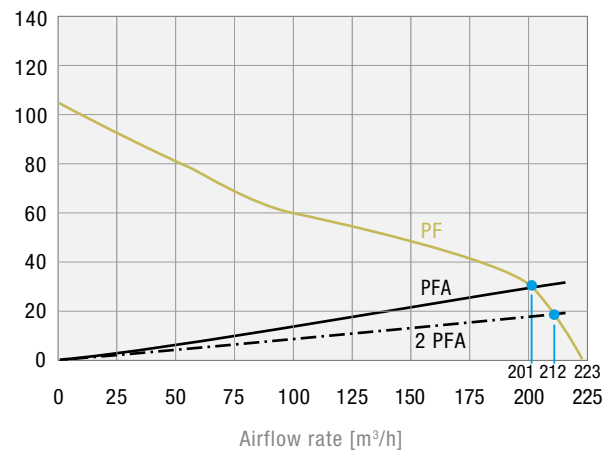
Static pressure performance curve

PF 43.000 IP 54

Cooling capacity [W]

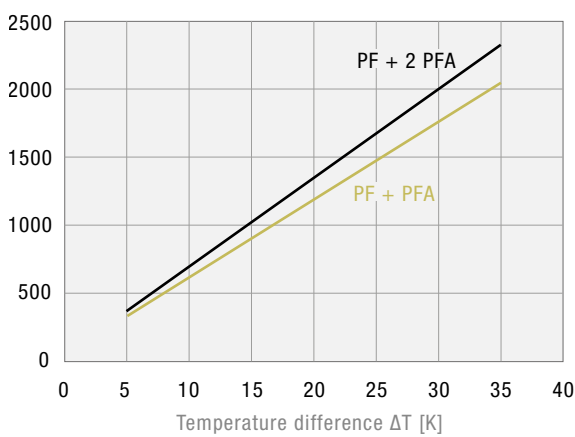


Static Pressure [Pa]

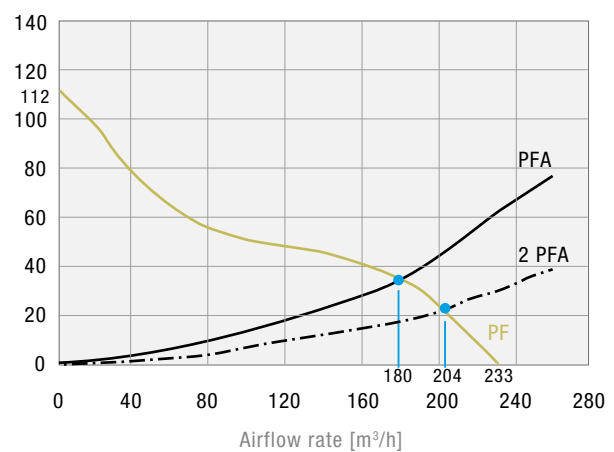


PF 43.000 IP 55

Cooling capacity [W]



Static Pressure [Pa]



Dimensions

mm	PF 43.000		PFA 40.000
	AC	DC	
X	252	252	252
Y	252	252	252
Z1	6	6	6
Z2	113	97	38
A¹	223	223	223
B¹	223	223	223

¹ for material thicknesses up to 2 mm
+ 1 mm for thickness of material > 2 mm ≤ 3 mm

