


NON-RETURN VALVE ULTRA 20



WITT non-return valves for reliable protection against dangerous reverse gas flow.
Flow-optimised valve system causes very low pressure drop at minimal noise emission.
Every non-return valve 100% tested.

Benefits

- a spring loaded non-return valve prevents back feeding of gases which could lead to unwanted gas mixtures
- low pressure drop – using complex valve assembly with low opening pressures (ca. 4 mbar)
- stainless steel filter (100 µm) in the gas inlet protects the non-return valve against dirt contamination, extending the service life
- flow-optimised valve system for:
 - ultra low pressure drop
 - minimal noise emission
- no leaks – using of a spring loaded valve assembly with elastomer sealing
- in accordance to DIN EN ISO 5175-2
- available in brass or stainless steel
- diverse applications – useful for many technical gases
- reduce installation costs – the spring loaded valve is not affected by gravity and may be installed in any orientation
- the same size as model NV200 for easy replacement

Operation / Usage

- non-return valves are used to protect equipment and pipelines against dangerous reverse gas flow. Use is possible for applications according to EN 746-2
- WITT non-return valves may be mounted in any position / orientation
- in ambient temperatures above -20 °C / 68 °F and below +70 °C / 158 °F

Maintenance

- annual testing of the non-return valve and body leak tightness is recommended
- WITT is happy to supply special test equipment
- non-return valves are only to be serviced by the manufacturer

Approvals

Company certified according to ISO 9001 and PED 2014/68/EU Module H

CE-marked according to:
 - PED 2014/68/EU

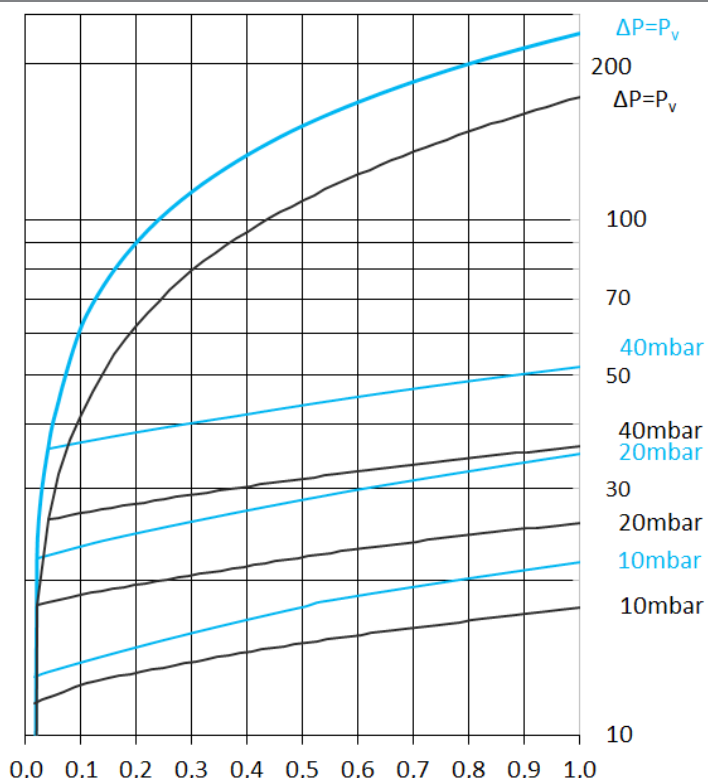
Designed for Oxygen Service in accordance with EIGA 13/20 and CGA G-4.4: Oxygen Pipeline and Piping Systems
 Cleaned for Oxygen Service in accordance with EIGA 33/18 and CGA G-4.1: Cleaning of Equipment for Oxygen Service

Model	Max. working pressure [bar]	Filter 100 µm	Material				Connection [inch]	Order-No.
			Seals		Housing	Valve		
			O-Ring	Valve				
ULTRA 20	Carbon dioxide (CO2), Argon (Ar), Helium (He), Town gas (C), Ethylene (E), Natural gas (M) and LPG (P), Hydrogen (H), Nitrogen (N2), Carbon Monoxide (CO), Oxygen (O), Compressed air (D)	✔	NBR	CR	Brass 2.0401 CuZn39Pb3	PEEK	G 1/2	036-022
							G 3/4	036-014
							G 1	036-015
							1/2" NPT	036-024
							3/4" NPT	036-020
							1" NPT	036-021
		✔	NBR	CR	Stainless steel 1.4305 X8 CrNiS 18-9 AISI 303	PEEK	G 1/2	036-023
							G 3/4	036-016
							G 1	036-017
							1/2" NPT	036-025
							3/4" NPT	036-018
							1" NPT	036-019

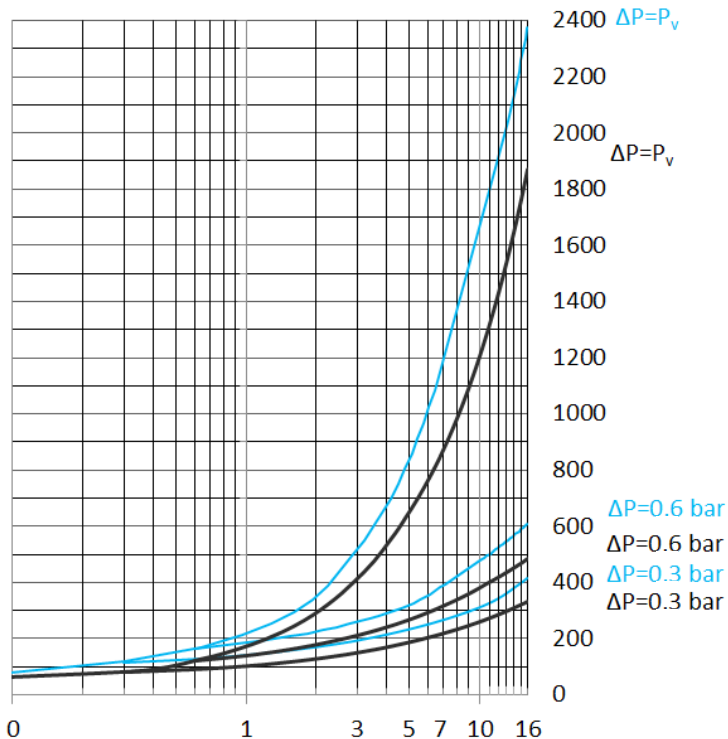
Other gases and connections available upon request

Comparison NV200 / ULTRA 20

Flow diagram for air (20 °C / 68 °F)



Normal volume flow [Nm³/h]
(1013 mbar / 14.7 psi, 0 °C / 32 °F)



Normal volume flow [Nm³/h]
(1013 mbar / 14.7 psi, 0 °C / 32 °F)

Conversion factors:

Butane	x 0.68
Natural gas	x 1.25
Methane	x 1.33
Propane	x 0.80
Oxygen	x 0.95
Town gas	x 1.54
Hydrogen	x 3.75

Inlet pressure: P_v [bar] Opening pressure: 4 mbar