







# 5/2-directional valve, Series HF03-LG

- For series : HF03-LG, CL03
- 5/2
- $Q_n = 850 \text{ l/min}$
- Pilot valve width : 16 mm
- Plate connection
- Manual override : without detent
- single solenoid double solenoid
- Pilot : External



Version	Spool valve, positive overlapping
Activation	Electrically
Pilot	External
Sealing principle	Soft sealing
Blocking principle	Single base plate principle
Certificates	UR (Underwriters Laboratories)
Working pressure min./max.	-0.9 ... 10 bar
Control pressure min./max.	3 ... 10 bar
Ambient temperature min./max.	0 ... 50 °C
Medium temperature min./max.	0 ... 50 °C
Medium	Compressed air
Max. particle size	5 µm
Oil content of compressed air	0 ... 5 mg/m <sup>3</sup>
Nominal flow $Q_n$	850 l/min
Pilot control exhaust	With collective pilot air exhaust
Protection class with connection	IP65
Protective circuit	Z-diode
Reverse polarity protection	Protected against polarity reversal
LED status display	Yellow
Duty cycle	100 %
mounting screws	cross recessed DIN EN ISO 4757-Z1
Mounting screw tightening torque	1.3 Nm
Weight	0.082 kg

## Technical data

Part No.		MO	Operational voltage	Voltage tolerance
			DC	DC
0820055052			24 V	-15% / +20%
0820055502			24 V	-15% / +20%
0820055002			24 V	-15% / +20%

Part No.	Power consumption	Flow conductance	Flow conductance	Typ. switch-on time
	DC	b	C-value	
0820055052	0.35 W	0.22	2.98 l/(s*bar)	16 ms
0820055502	0.35 W	0.22	2.97 l/(s*bar)	13 ms
0820055002	0.35 W	0.22	2.98 l/(s*bar)	15 ms

Part No.	Typ. switch-off time
0820055052	20 ms
0820055502	15 ms
0820055002	23 ms

Nominal flow  $Q_n$  at 6 bar and  $\Delta p = 1$  bar, MO = Manual override

## Technical information

The min. control pressure must be adhered to, since otherwise faulty switching and valve failure may result!

The pressure dew point must be at least 15 °C under ambient and medium temperature and may not exceed 3 °C .

The oil content of compressed air must remain constant during the life cycle.

Use only the approved oils from AVENTICS. Further information can be found in the "Technical information" document (available in the MediaCentre).

The pilot type (external/internal) is not implemented in the valve, but in the end plate of the valve system.

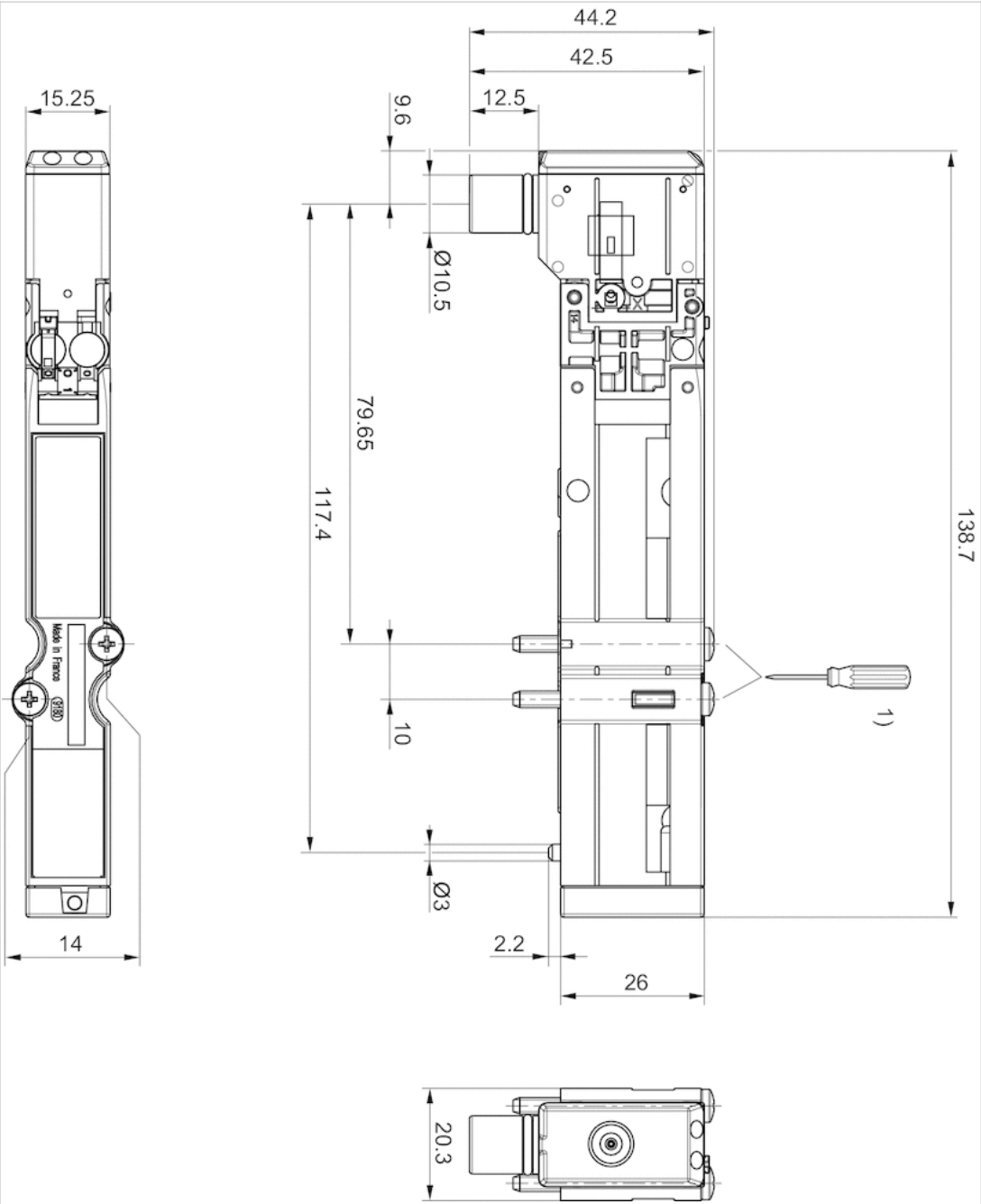
The pilot valve is UL (Underwriters Laboratories) certified.

## Technical information

Material	
Housing	Polyamide fiber-glass reinforced
Seals	Acrylonitrile butadiene rubber

Dimensions

Dimensions









# 5/2-directional valve, Series HF03-LG

- For series : HF03-LG, CL03
- 5/2
- Qn = 850 l/min
- Pilot valve width : 16 mm
- Plate connection
- Manual override : with detent
- single solenoid double solenoid
- Pilot : External



Version	Spool valve, positive overlapping
Activation	Electrically
Pilot	External
Sealing principle	Soft sealing
Blocking principle	Single base plate principle
Certificates	UR (Underwriters Laboratories)
Working pressure min./max.	-0.9 ... 10 bar
Control pressure min./max.	3 ... 10 bar
Ambient temperature min./max.	0 ... 50 °C
Medium temperature min./max.	0 ... 50 °C
Medium	Compressed air
Max. particle size	5 µm
Oil content of compressed air	0 ... 5 mg/m <sup>3</sup>
Nominal flow Qn	850 l/min
Pilot control exhaust	With collective pilot air exhaust
Protection class with connection	IP65
Protective circuit	Z-diode
Reverse polarity protection	Protected against polarity reversal
LED status display	Yellow
Duty cycle	100 %
mounting screws	cross recessed DIN EN ISO 4757-Z1
Mounting screw tightening torque	1.3 Nm
Weight	0.082 kg

## Technical data

Part No.		MO	Operational voltage	Voltage tolerance
			DC	DC
0820055051			24 V	-15% / +20%
0820055501			24 V	-15% / +20%
0820055001			24 V	-15% / +20%

Part No.	Power consumption	Flow conductance	Flow conductance	Typ. switch-on time
	DC	b	C-value	
0820055051	0.35 W	0.22	2.98 l/(s*bar)	16 ms
0820055501	0.35 W	0.22	2.97 l/(s*bar)	13 ms
0820055001	0.35 W	0.22	2.98 l/(s*bar)	15 ms

Part No.	Typ. switch-off time
0820055051	23 ms
0820055501	15 ms
0820055001	23 ms

Nominal flow  $Q_n$  at 6 bar and  $\Delta p = 1$  bar, MO = Manual override

## Technical information

The min. control pressure must be adhered to, since otherwise faulty switching and valve failure may result!

The pressure dew point must be at least 15 °C under ambient and medium temperature and may not exceed 3 °C .

The oil content of compressed air must remain constant during the life cycle.

Use only the approved oils from AVENTICS. Further information can be found in the "Technical information" document (available in the MediaCentre).

The pilot type (external/internal) is not implemented in the valve, but in the end plate of the valve system.

The pilot valve is UL (Underwriters Laboratories) certified.

## Technical information

Material	
Housing	Polyamide fiber-glass reinforced
Seals	Acrylonitrile butadiene rubber

Dimensions

Dimensions

