

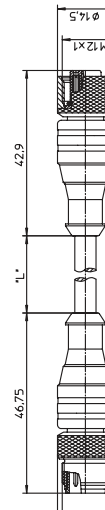
RST -RKT | RST-RKWT



3-, 4-, 5-, and 8-Poles

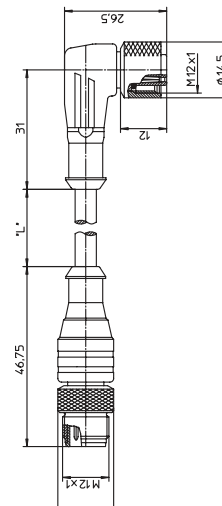
Actuator/sensor cordset, double-ended, M12, 3-, 4-, 5-, and 8-poles, male straight to female straight connector with self-locking thread and molded cable, IEC color code.

RST-RKT



Actuator/sensor cordset, double-ended, M12, 3-, 4-, 5-, and 8-poles, male straight to female 90° connector with self-locking thread and molded cable, IEC color code.

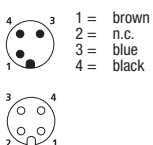
RST-RKWT



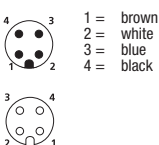
Pin Assignments

M12

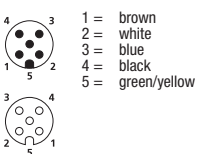
3 poles



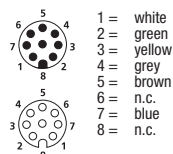
4 poles



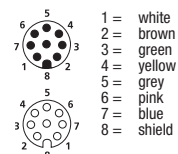
5 poles



6 poles



8 poles



Be Certain with Belden

M12-Round-Plug Connector, Double-Ended Cordsets, According to IEC 61076-2-101 RST-RKT | RST-RKWT

Technical Data

Environmental

Degree of protection	IP 67 / NEMA 6P
Operating temperature range	-25°C (-13°F) / +80°C (+176°F)

Mechanical

Housing / Molded body	TPU
Insert	TPU
Contact	RST: CuSn, pre-nickel and 0.8 microns gold-plated RKT / RKWT: CuSn, pre-nickel and 0.3 microns gold-plated
Coupling nut	CuZn, nickel-plated
O-ring	FKM (only RKT / RKWT)

Electrical

Contact resistance	≤ 5 mΩ
Nominal current at 40°C	3–5 poles 4 A 6–8 poles 2 A
Nominal voltage	3–4 poles 240 V 5 poles 60 V, 6–8 poles 30 V
Rated voltage	3–4 poles 250 V 5 poles 63 V, 6–8 poles 36 V
Test voltage	3–4 poles 2.0 kV eff. / 60 s 5–8 poles 1.5 kV eff. / 60 s
Insulation resistance	> 10 ⁹ Ω
Pollution degree	3

Cable Specifications





























Cable No.	Outer Jacket	Conductor Size	Jacket Color	OD
224	PUR, halogen-free	3 x 0.34 mm ²	Black	.169" (4.3 mm)
225	PUR, halogen-free	4 x 0.34 mm ²	Black	.185" (4.7 mm)
228	PUR, halogen-free	5 x 0.50 mm ²	Black	.213" (5.4 mm)
251	PUR, halogen-free welding spark proof	4 x 0.34 mm ²	Orange	.185" (4.7 mm)
259	PUR, halogen-free welding spark proof	5 x 0.50 mm ²	Orange	.217" (5.5 mm)
268	PUR, halogen-free welding spark proof	6 x 0.34 mm ²	Orange	.236" (6.0 mm)
282	PUR, halogen-free	7 x 0.25 mm ²	Black	.236" (6.0 mm)
337	PUR, halogen-free	6 x 0.34 mm ²	Black	.236" (6.0 mm)

Flex rating for 224/225/228 cable

C-Track flexing: Greater than 5 million bending cycles

Torsion flexing: – >5 million cycles guaranteed – +/- 360° per 1 m length

Cordsets
Double-Ended

Part Number	Pins	Outer Jacket	Standard Cable Lengths	Characteristics
RST 3-RKT 4-3-224/...M RST 3-RKWT 4-3-224/...M	3	PUR, halogen-free	0.3 M / 0.6 M / 1 M / 1.5 M / 2 M / 5 M	   
RST 4-RKT 4-225/...M RST 4-RKWT 4-225/...M	4	PUR, halogen-free	0.3 M / 0.6 M / 1 M / 1.5 M / 2 M / 5 M	   
RST 4-RKT 4-251/...M		PUR, halogen-free, weld spark proof	0.3 M / 0.6 M / 1 M / 1.5 M / 2 M / 5 M	   
RST 5-RKT 5-228/...M	5	PUR, halogen-free	0.3 M / 0.6 M / 1 M / 1.5 M / 2 M / 5 M	   
RST 5-RKT 5-259/...M		PUR, halogen-free, weld spark proof	0.3 M / 0.6 M / 1 M / 1.5 M / 2 M / 5 M	   
RST 8-RKT 8-6-268/...M RST 8-RKWT 8-6-268/...M	6	PUR, halogen-free, weld spark proof	2 M / 5 M / 10 M	   
RST 8-RKT 8-6-337/...M RST 8-RKWT 8-6-337/...M		PUR, halogen-free	2 M / 5 M / 10 M	   
RST 8-RKT 8-282/...M RST 8-RKWT 8-282/...M	8	PUR, halogen-free	0.3 M / 0.6 M / 1 M / 1.5 M / 2 M / 5 M	