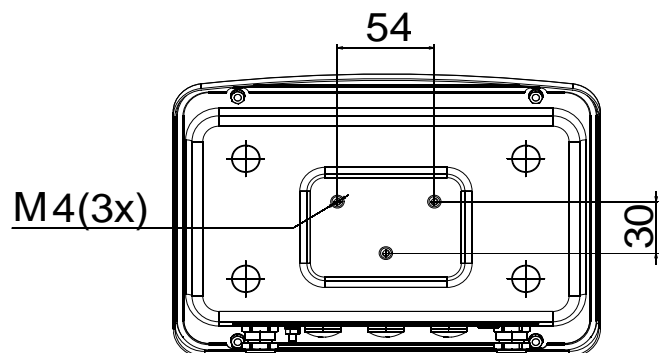
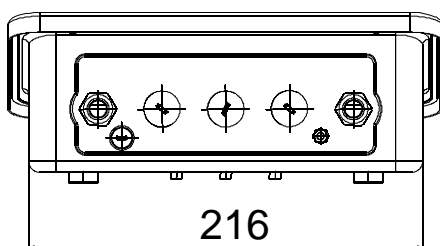
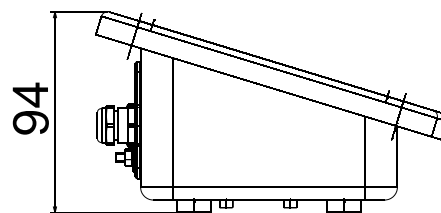
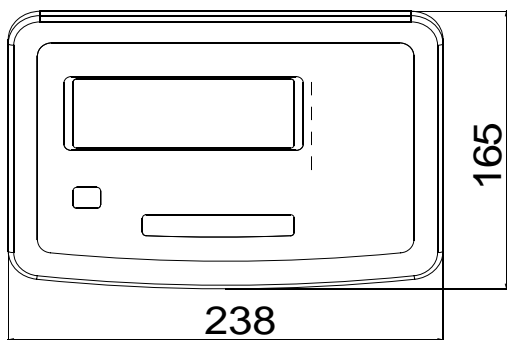


Midrics® Scale Indicator


MIS1



- Display: backlit, 14-segment, 20 mm LCD for weight readouts
- Integrated A/D-converter for connecting analog platforms
- Material: AISI 304 stainless steel
- IP-Protection: IP65
- Optional RS-232, RS-485, RS-422, 4-20mA



Technical specifications

Maximum readability	15,000 digits
Accuracy classes	
Number of verification scale intervals (configured for single range, multiple range model)	<=3000e, 2x 3000e according to EN 45501
Load cell connection	
Input voltage	8,4 V
Available sensor technology	4 or 6-conductor technology
Bridge impedance	83 to 2000 ohms
Measuring signal variation	0 mV to 29,4 mV
Measuring signal/verification scale interval	min. 0,672 µV/e
Sensitivity	4 million digits max. (internal resolution)
Digital, protected interface	According to EN45501
Data interface	Optional: RS-232, RS-485, RS-422, 4-20mA
Additional interface port	2
Display	20mm LCD, 14-segment, backlit
Housing	
Material	Stainless steel: AISI type 304
Type of protection acc. to EN 60529	IP65
Temperature range	-10°C bis +40°C
Power supply	100-240 VAC (-15/+10%), 50-60 Hz, max.17W/23VA
DC power supply	Optional 24 VDC (+/-5%), max.12 W
AC power supply	Optional 24 VAC (+/-5%), 50-60 Hz, max.12W
Battery operation	Optional via internal or external rechargeable battery pack
Performance specifications of the built-in A/D converter: weighing capacity	Up to 256t
Power cord length	3 m
Net weight (approx.)	2,3 kg
Limitation of emissions	Acc. to EN61326-1, Class B (IEC61326-1)
Defined immunity to interference	Acc. to EN61326-1, industrial environments (IEC61326-1)
Electrical safety	Acc. to EN61010-1 (IEC 61010-1)