

# Delay On Break (Retriggerable)

## Q3T Series

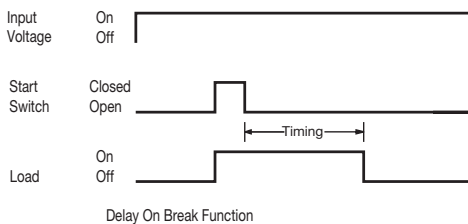
### FEATURES

- 100% functionally tested
- Solid state digital timing
- Time delays to 1 hour standard
- 20:1 maximum to minimum timing ratio
- Cost efficient
- Compact size
- Superior transient protection
- Epoxy encapsulated
- Flame-retardant and solvent-resistant polyester thermoplastic housing
- Trimpot on-board with sealed cermet element
-   File #E65038

**Operating Logic:** Input voltage is applied to the timer at all times. Upon closure of a normally open isolated start switch, the load is energized and remains in this state as long as the switch is kept closed. When the start switch is opened, timing starts. At the end of the preset time delay the output de-energizes and the unit is ready for a new cycle. (Start switch supplied by customer.)

Note: 1) Do not apply voltage or ground to the start switch;  
2) Switch leads should be shielded when running close to other wires;  
3) If the start switch is re-closed during timing the timer will reset and will not start timing until the start switch is opened.

### LOGIC FUNCTION DIAGRAM



### SPECIFICATIONS

#### TIME DELAY

**Adjustment:** On-board Trimpot

**Range:** 50 ms to 1 hour in 7 ranges

**Repeatability:**  $\pm 5\%$  +8 ms max. (0.25% typical) at constant temperature

**Accuracy:** Maximum time +10%, -0%; Minimum time -30%, +0%

**Reset Time:** .5 seconds max. by removal of the input voltage

#### INPUT

**Operating Voltage:** 120/240 VAC  $\pm 10\%$

**Frequency:** 50/60 Hz

#### OUTPUT

**Type:** Solid state normally open

**Rating:** 1 A resistive or inductive

**Life:** 100,000,000 cycles

#### PROTECTION

**Transient Voltage:** 30 joule metal oxide varistor

**Dielectric Breakdown:** 3000 VAC, RMS, terminals to mounting

**Isolation Resistance:** 100 megohms min. between terminals and case

#### MECHANICAL

**Termination:** .25" x .032" male fast-on terminals

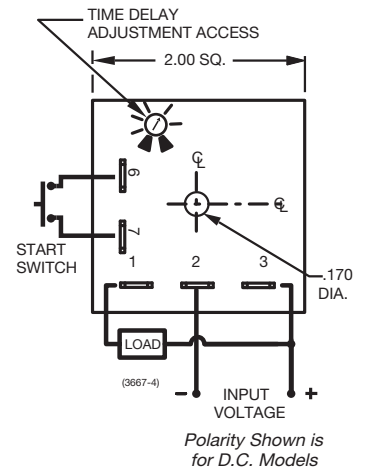
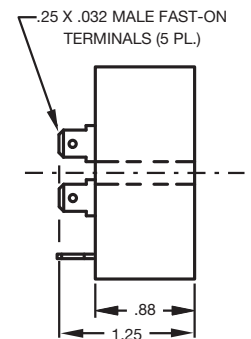

**Mounting:** Surface mount with one #8 screw

#### ENVIRONMENTAL

**Storage Temperature:** -40°C to 85°C

**Operating Temperature:** -40°C to 65°C

**Humidity:** 95% relative



### ORDERING INFORMATION

TIME RANGE	120 VAC $\pm 10\%$	240 VAC $\pm 10\%$
.05 to 1 sec.	Q3T-00001-321	—
.25 to 5 sec.	Q3T-00005-321	—
.5 to 10 sec.	Q3T-00010-321	—
3 to 60 sec.	Q3T-00060-321	—
15 to 300 sec.	Q3T-00300-321	Q3T-00300-325
30 to 600 sec.	Q3T-00600-321	—
180 to 3600 sec.	Q3T-03600-321	—

Trigger time (start switch closure)	20 ms
Reset time	500 ms
Min. load	2 mA
Max. leakage current	200 $\mu$ A
Voltage drop at 1 A	3.3 V max.
Power consumption	4.3 VA max.
Peak 1 cycle surge	20 A
Protection	30j. MOV

Consult factory for any special requirements not listed in catalog (minimum order requirement may apply).