



# VEO

TIME RELAY / MULTIFUNCTION TIME RELAY

## V2ZA10 3MIN 24-240V AC/DC

Art.Nr.: 125500

## V2ZA10P 3MIN 24-240V AC/DC

Art.Nr.: 125510



- ✓ 5 functions
- ✓ 4 time ranges
- ✓ Supply voltage 24-240V AC/DC
- ✓ 1 change-over contact
- ✓ Width 22,5 mm

### Control elements

- ✓ Fine adjustment
- ✓ Setting of time range
- ✓ Function selector

### Status indication

- ✓ LED U: Supply voltage



## TECHNICAL DATA

### SUPPLY CIRCUIT

Terminals	A1-A2	
Supply voltage	24 ... 240V AC/DC	
Supply voltage tolerance	+10 / -10 %	
Rated frequency	50 / 60Hz or DC	
Rated frequency tolerance	48 ... 63Hz	
Rated consumption	230 V AC	typ. 0,35 W / 1,6 VA
	24 V DC	typ. 0,06 W / 0,06 VA
Backup power time	< 50 ms	
Recovery time	> 100 ms	
Drop-out voltage	≥ 8 V	

### TIMING CIRCUIT

Time ranges	4	0,1 ... 1 s
		1 ... 10 s
		6 s ... 1 min
		18 s ... 3 min

### RANGE OF FUNCTIONS

Functions	5	E, A, nWa, nWu, nWuWa
-----------	---	-----------------------

### STATUS INDICATION

Supply voltage	LED U (green) on	supply voltage applied
----------------	------------------	------------------------



# VEO

TIME RELAY / MULTIFUNCTION TIME RELAY

## V2ZA10 3MIN 24-240V AC/DC

Art.Nr.: 125500

## V2ZA10P 3MIN 24-240V AC/DC

Art.Nr.: 125510



### OUTPUT CIRCUIT

Terminals		15-16-18
Kind of output		bistable relay
Number of contacts	change-over contact	1
Contact material		AgSnO <sub>2</sub>
Rated voltage (IEC 60947-5-1)		250V AC
Maximum switching voltage		400V AC
Minimum switching voltage / switching current		12V / 100mA
Rated current (IEC 60947-5-1)	AC-1	5 A / 250 V
Endurance	mechanical	5 x 10 <sup>6</sup> switching cycles
	electrical (AC-1)	50 x 10 <sup>3</sup> switching cycles
Rated frequency of operation	with load	6/min
	without load	600/min
Fuse rating		5A fast acting

### ACCURACY

Base accuracy		< 1 % (of full scale)
	time range 1s	< 10 % (of full scale)
Setting accuracy		< 5 % (of full scale)
Repeat accuracy		< 1 % or ±100 ms
Temperature influence		< 0,02 % / °C
Voltage influence		-
Frequency influence		-

### ENVIRONMENTAL CONDITIONS

Ambient temperature	operation	-25 ... +60°C
	storage	-40 ... +70°C
Relative humidity		5 ... 95 %
Vibration	EN 61812-1	10 ... 60 Hz: 0,15 mm; 60 ... 150 Hz: 20 m/s <sup>2</sup>
	EN 60947-1	2 ... 13,2 Hz: 1 mm; 13,2 ... 100 Hz: 7 m/s <sup>2</sup>
Shock	EN 60947-1	±150 m/s <sup>2</sup> 11 ms

### GENERAL DATA

Dimensions	W x H x D	22,5 x 67 x 76 mm
Mounting		DIN rail (EN60715)
Mounting position		any



# VEO

TIME RELAY / MULTIFUNCTION TIME RELAY

## V2ZA10 3MIN 24-240V AC/DC

Art.Nr.: 125500

## V2ZA10P 3MIN 24-240V AC/DC

Art.Nr.: 125510

STANDARDS			▼
Housing material		PA 66, self-extinguishing plastic, class V-0	
Degree of protection	housing	IP40	
	terminals	IP20	
Electrical connection	V2ZA10	Screw terminal	
Wire size	flexible with wire end ferrule	0,5 ... 2,5 mm <sup>2</sup> (20 AWG ... 13 AWG)	
	flexible without wire end ferrule	0,5 ... 4 mm <sup>2</sup> (20 AWG ... 12 AWG)	
	rigid	0,5 ... 4 mm <sup>2</sup> (20 AWG ... 12 AWG)	
Stripping length		8 mm	
Tightening torque		max. 1Nm	
Electrical connection	V2ZA10P	Push-in terminal	
Wire size	flexible with wire end ferrule	0,25 ... 1,5 mm <sup>2</sup> (24 AWG ... 16 AWG)	
	flexible with plastic ferrule	0,25 ... 0,75 mm <sup>2</sup> (24 AWG ... 19 AWG)	
	flexible without wire end ferrule	0,2 ... 1,5 mm <sup>2</sup> (24 AWG ... 16 AWG)	
	rigid	0,2 ... 1,5 mm <sup>2</sup> (24 AWG ... 16 AWG)	
Stripping length		8 mm	
MTTF		-	
Weight		85 g	

ISOLATION DATA			▼
Pollution degree (IEC 61812-1)		2	
Overvoltage category (IEC 61812-1)		III	
Rated insulation voltage (IEC 61812-1)	supply circuit / output circuit	300 V	
Rated impulse withstanding voltage (IEC 61812-1)	supply circuit / output circuit	6 kV	
Insulation test voltage (IEC 61812-1)	supply circuit / output circuit	2880 V	
Degree of protection	supply circuit / output circuit	protective seperation	

STANDARDS			▼
Product standard		IEC 61812-1	
Interference immunity	IEC 61812-1	class A	
Interference emission	IEC 61812-1	class A	
Approvals			



# VEO

TIME RELAY / MULTIFUNCTION TIME RELAY

## V2ZA10 3MIN 24-240V AC/DC

Art.Nr.: 125500

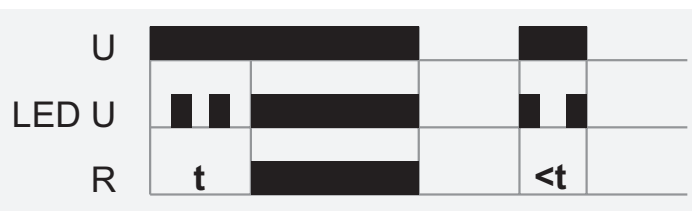
## V2ZA10P 3MIN 24-240V AC/DC

Art.Nr.: 125510

## FUNCTIONS


### ON delay (E)

When the supply voltage U is applied, the set interval t begins (green LED U illuminated). After the interval t has expired the output relay R switches into on-position. This status remains until the supply voltage is interrupted. If the supply voltage is interrupted before the expiry of the interval t, the interval already expired is erased and is restarted when the supply voltage is next applied.



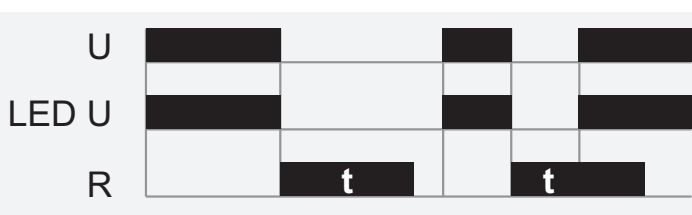
### OFF-Delay without auxiliary voltage (A)

When the supply voltage U is supplied, the output relay R switches into on-position (green LED U illuminated). If the supply voltage is interrupted (green LED U not illuminated), the set interval t begins. After the set interval t has expired the output relay R switches into off-position. If the supply voltage is re-connected before the interval t has expired the interval already is erased and is restarted with the next cycle.



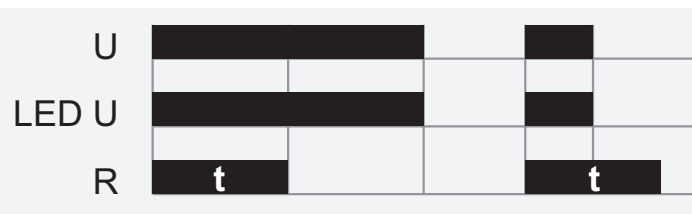
### Maintained single shot trailing edge (nWa)

When the supply voltage U is supplied, the output relay R remains into off-position (green LED U illuminated). As soon as the supply voltage is interrupted the output relay switches into on-position and the set interval t begins (green LED not illuminated). After the set interval t has expired the output relay switches into off-position. When the supply voltage is re-connected before the interval t has expired, the unit continue to perform the actual single shot.



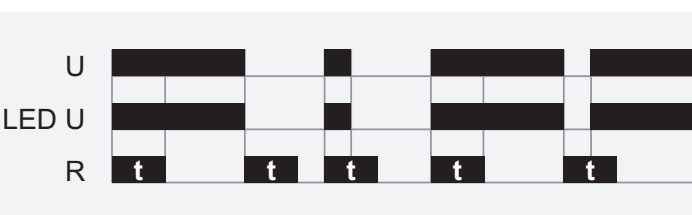
### Maintained single shot leading edge (nWu)

When the supply voltage U is applied (green LED U illuminated), the output relay R switches into on-position and the set interval t begins (green LED U/t flashes). After the interval t has expired the output relay switches into off-position. This status remains until the supply voltage is interrupted. If the supply voltage is reconnected before the interval t has expired, the unit continue to perform the actual single shot.



### Maintained single shot leading and trailing edge (nWuWa)

When the supply voltage U is applied, the output relay R switches into on-position and the set interval t begins (green LED U illuminated). After the interval t has expired the output relay switches into off-position. As soon as the supply voltage is interrupted the output relay switches into on-position again and the set interval t begins (green LED not illuminated). After the set interval t has expired the output relay switches into off-position. If the supply voltage is interrupted (nWu) or reconnected (nWa) before the interval t has expired the unit continue to perform the actual single shot.



### Note:

After transport the output relay maybe in any position. The correct operation will be given after the first cycle.



# VEO

TIME RELAY / MULTIFUNCTION TIME RELAY

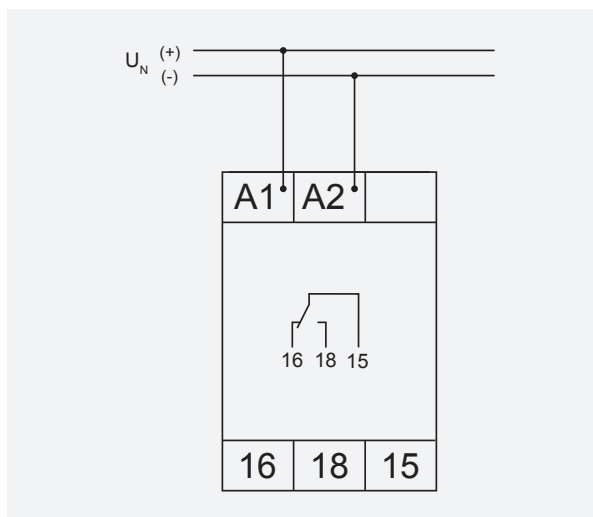
## V2ZA10 3MIN 24-240V AC/DC

Art.Nr.: 125500

## V2ZA10P 3MIN 24-240V AC/DC

Art.Nr.: 125510

## CONNECTIONS





# VEO

TIME RELAY / MULTIFUNCTION TIME RELAY

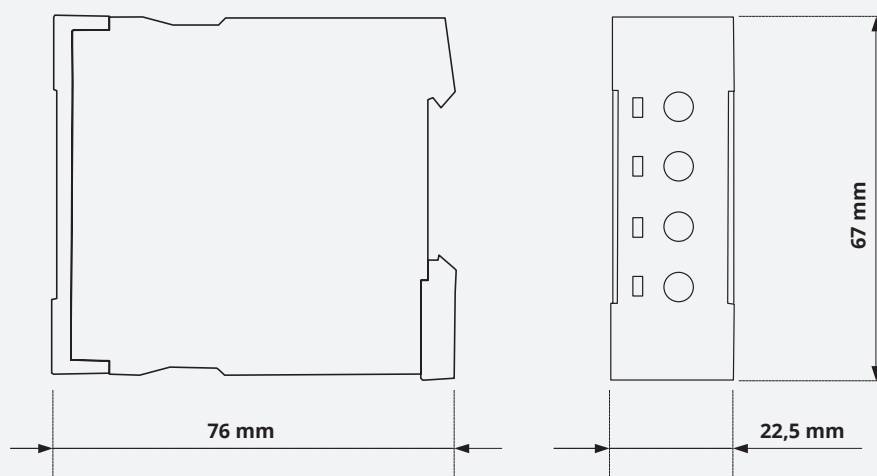
## V2ZA10 3MIN 24-240V AC/DC

Art.Nr.: 125500

## V2ZA10P 3MIN 24-240V AC/DC

Art.Nr.: 125510

## DIMENSIONS



## CONTACT



**TELE Haase Steuergeräte Ges.m.b.H.**

Vorarlberger Allee 38  
1230 Vienna  
Austria

CALL US



+43 / 1 / 614 74 - 0

ONLINE SUPPORT



info@tele-online.com