

# Brass Case, Liquid Filled



## 300 SERIES

- High quality, heavy-duty liquid filled gauge
- Vacuum and compound ranges through 0 psi to 15,000 psi
- 2-1/2" and 4" gauge sizes
- Die cast Brass case with natural Brass finish
- Copper alloy or 316 Stainless Steel and Brass wetted parts

### OPERATING SPECIFICATIONS

#### 1. Working Pressure Limitations

##### a. Dynamic Pressure

The working pressure should be limited to 60% of the dial range.

##### b. Static Pressure

The working pressure, where no sharp fluctuations occur, should be limited to 90% of the dial range.

### APPLICATIONS

- Automotive
- Construction
- Hydraulics & pneumatics
- Mining
- Stamping & forming presses
- Transportation

	SERIES	SPECIFICATIONS
Pressure ranges	300 Series (all)	Vacuum and compound ranges through 0 psi to 15,000 psi
Accuracy	25-300, 25-310	±1.6% full scale
	40-300, 40-310	± 1% full scale
Temperature ranges*	300 Series (all)	Media -4 °F to 140 °F (-20 °C to 60 °C) Ambient 0 °F to 160 °F (-18 °C to 71 °C) Optional temperature ratings available from -40 °F to 212 °F (-40 °C to 100 °C)
Measuring element	25-300, 25-310 (≤ 600 psi)	Copper alloy "C" tube
	25-300, 25-310 (800 psi to 6,000 psi)	Copper alloy coiled safety tube
	25-300, 25-310 (7,500 psi to 15,000 psi)	316 Stainless Steel coiled safety tube
	40-300, 40-310 (≤ 1,000 psi)	Copper alloy "C" tube
	40-300, 40-310 (15,000 psi)	316 Stainless Steel coiled safety tube
Connection	25-300, 25-310	1/4" NPT die-cast Brass with the case. 7/16" – 20 SAE adjustable type straight thread with FKM O-ring is also available as a stock option on many ranges (-4 SAE).
	40-300, 40-310	1/4" NPT die-cast Brass with the case. 1/2" NPT is available on certain 40-300 ranges as a stock option, and on all other 40-300 and 40-310's as a non-stock option.
Case	300 Series (all)	Die cast Brass (natural Brass finish) with safety relief plug
Cover ring	300 Series (all)	Polished Brass
Lens	300 Series (all)	Acrylic with o-ring seal
Pointer	300 Series (all)	Balanced Aluminum, black finish
Dial	300 Series (all)	Aluminum, white background with black scale. UV resistant.
Movement	300 Series (all)	Brass and Nickel-silver with highly polished bearing surfaces
Fill liquid**	300 Series (all)	Glycerin

\* For every 18 °F (10 °C) shift in temperature from which the gauge is calibrated, the user can experience up to ±0.4% additional error.

\*\*See page 51 for gauge fill options.

For details on accuracy/standard dial configuration and dial layouts, see pages 56-61.



**WARNING:** This product can expose you to chemicals including Lead, which is known to the State of California to cause cancer and birth defects or other reproductive harm. For more information go to [www.P65Warnings.ca.gov](http://www.P65Warnings.ca.gov)

ORDERING INFORMATION								
GAUGE SIZES	25	2-1/2"	40	4"				
CASE TYPES	300	Brass, bottom connection	310	Brass, back connection				
PRESSURE RANGES	30vac	-30 inHg to 0 psi	30/300	-30 inHg to 0 to 300 psi	300	0 psi to 300 psi	3000	0 psi to 3,000 psi
	30/15	-30 inHg to 0 to 15 psi	15	0 psi to 15 psi	400	0 psi to 400 psi	5000	0 psi to 5,000 psi
	30/30	-30 inHg to 0 to 30 psi	30	0 psi to 30 psi	600	0 psi to 600 psi	6000	0 psi to 6,000 psi
	30/60	-30 inHg to 0 to 60 psi	60	0 psi to 60 psi	800	0 psi to 800 psi	7500	0 psi to 7,500 psi
	30/100	-30 inHg to 0 to 100 psi	100	0 psi to 100 psi	1000	0 psi to 1,000 psi	10000	0 psi to 10,000 psi
	30/160	-30 inHg to 0 to 160 psi	160	0 psi to 160 psi	1500	0 psi to 1,500 psi	15000	0 psi to 15,000 psi
	30/200	-30 inHg to 0 to 200 psi	200	0 psi to 200 psi	2000	0 psi to 2,000 psi		
SCALE OPTIONS	psi	psi single scale	psi/kPa	psi/kPa dual scale	psi/kg/cm²	psi/kg/cm² dual scale	psi/bar	psi/bar dual scale
CONNECTION SIZES	1/4	1/4" NPT	1/2	1/2" NPT	SST	SAE J1926-3:7/16-20 Adjustable		
OPTIONS	CFF	Chrome Front Flange	RF	Rear Flange	GLO	Glass Lens Overlay	ST	Stainless Steel Tagging
	CFFN	Chrome Front Flange w/o holes	CCR	Chrome Cover Ring	SGO	Safety Glass Overlay	BT3	Brass Threaded Orifice 0.3 mm
	BFF	Brass Front Flange	CBU	Chrome Bezel & U-Clamp	AR	Adapter Ring	BT4	Brass Threaded Orifice 0.4 mm
	BLFF	Black Front Flange	MIP	Maximum Indicating Pointer	LM	Laser Marking	BT8	Brass Threaded Orifice 0.8 mm
	SSRF	304SS Rear Flange	LL	Polycarbonate Lens				

Please consult your local NOSHOK Distributor or NOSHOK, Inc. for availability and delivery information.

NOTE: Refer to 300 Series Options & Accessories chart on page 51 for availability by part number.

## EXAMPLE

40 - 300 - 3000 - psi - 1/4 - BT3

Gauge size .....4"


Case type ..... Brass, bottom connection

Pressure range & scale option .....0 psi to 3,000 psi


Connection size ..... 1/4" NPT

Option.....Brass Threaded Orifice 0.3 mm

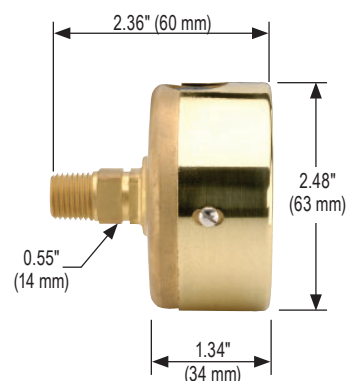
## 25-300



## 40-300

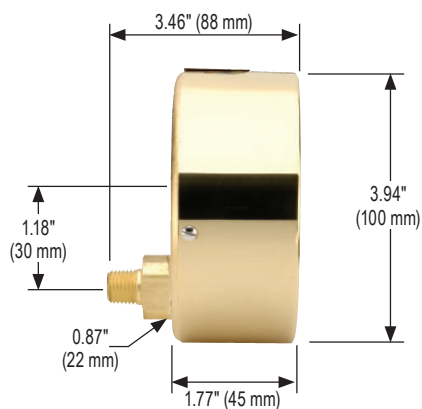


## 25-310

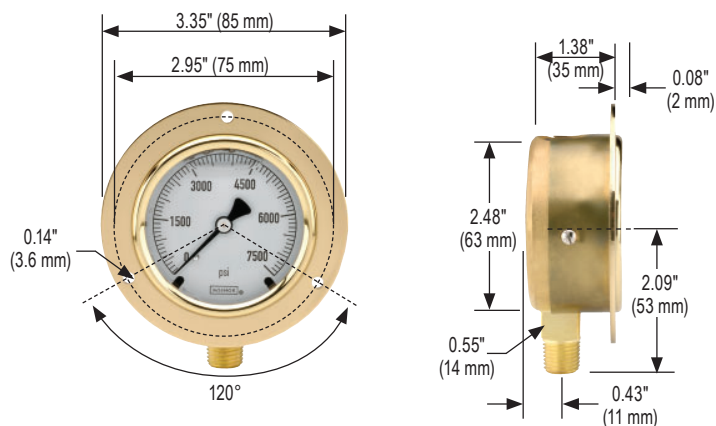


# Dimensions

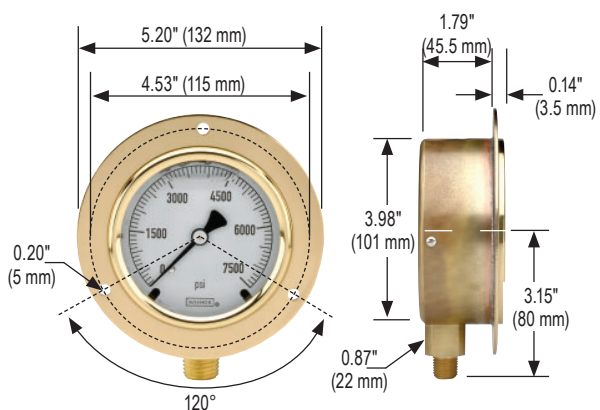
40-310



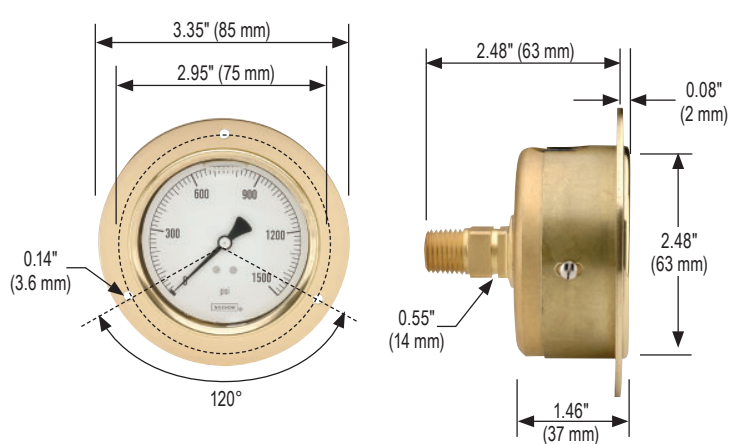
25-300 Front Flange



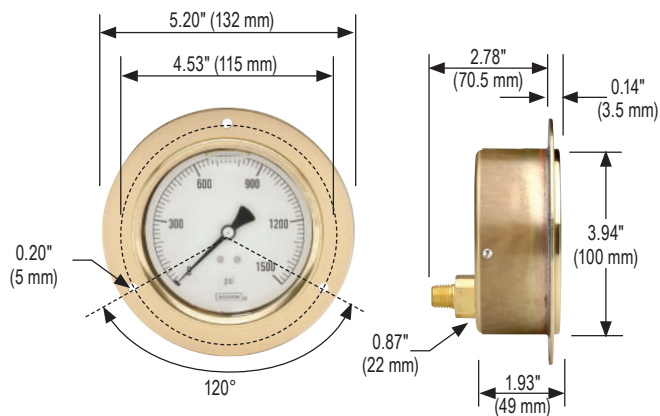
40-300 Front Flange



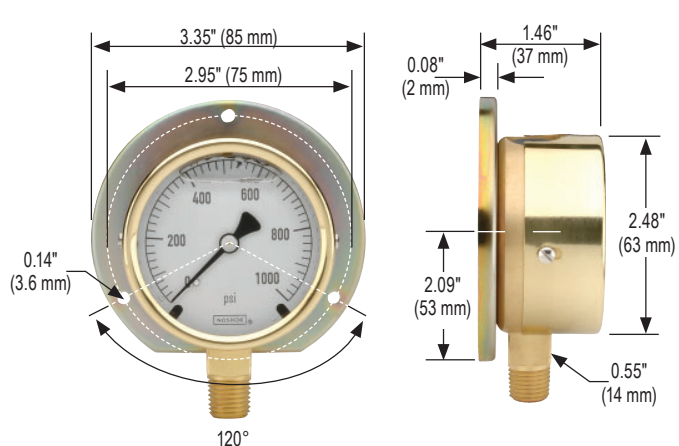
25-310 Front Flange



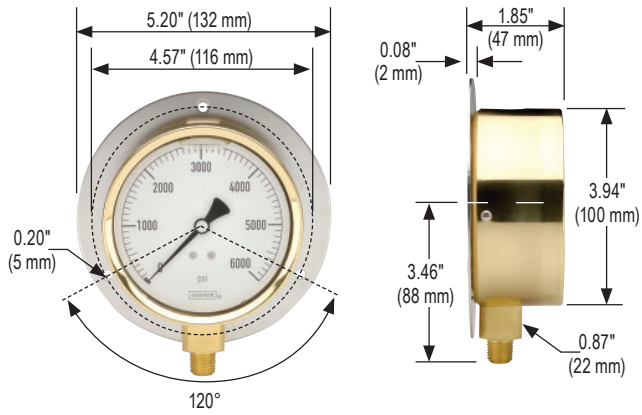
40-310 Front Flange




25-300 Rear Flange



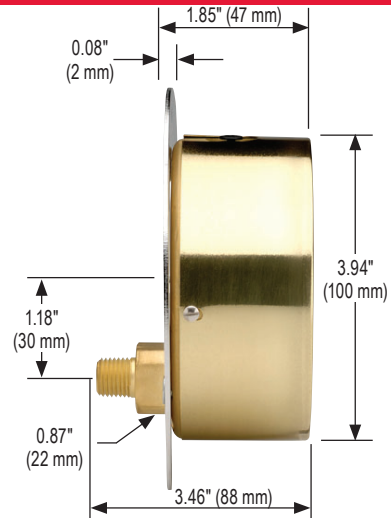
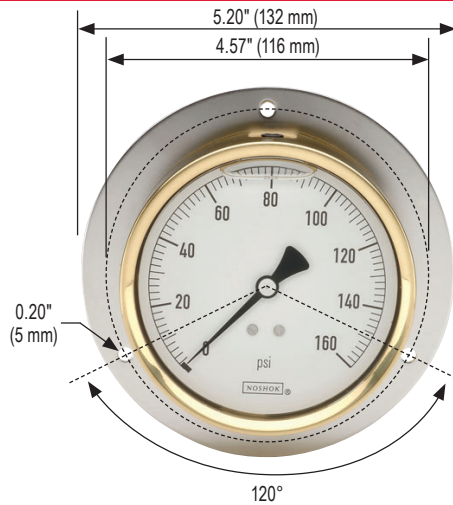
## 40-300 Rear Flange



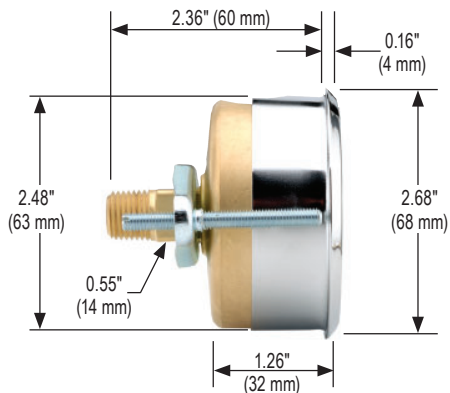
## 25-310 Rear Flange



## 40-310 Rear Flange



## 25-310 Chrome Triangular Bezel with U-Clamp



## 40-310 Chrome Triangular Bezel with U-Clamp

