



SILENCE

2- and 3-POINT Actuators

2.11

Application

The JOVENTA **SILENCE** electric damper-actuator series have been developed to operate small and medium air dampers in ventilation and air conditioning systems. The compact design and universal adapter fitted with limitation of rotation angle make this JOVENTA actuator highly versatile.

Key features

- 2- or 3-point control
- Load-independent running time
- Up to 5 actuators in parallel operation possible
- Plug-in terminal block connection
- Simple direct mounting with universal adapter for fitting to Ø 6-mm to 16-mm shaft or with Z01DN adapter kit for 8, 10, 11 and 12 mm square shaft. 45-mm min shaft length
- Selectable direction of rotation
- Limitation of rotation angle
- Manual release button
- 2 adjustable auxiliary switches
See back page for settings
- Automatic shut-off at end position (overload switch)
- Energy saving at end positions
- Actuators available with 1 m halogen-free cable
- Customized versions available
- Devices meet CE requirements

Nomenclature/Specification/Technical data

DAN1.N	AC/DC24V	
DAN1.SN	AC/DC24V	with 2 auxiliary switches
DAN2.N	AC230V	
DAN2.SN	AC230V	with 2 auxiliary switches
..... K		with 1 m halogen-free cable

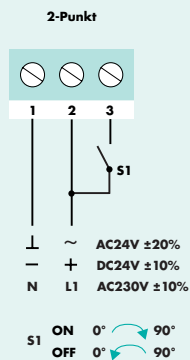
Actuator	DAN1.(S)N	DAN2.(S)N
Torque	4 Nm	4 Nm
Damper area*	0.8 m ²	0.8 m ²
Running time	35 s	35 s
Supply voltage	AC/DC24V	AC230V
Frequency	50-60 Hz	50-60 Hz
Power consumption		
- operating	2.5 W	4.0 W
- At end position	0.75 W	3.0 W
Dimensioning	4.1VA/2A@2ms	5.0VA/0.1A@2ms
Weight	0.9 kg	0.9 kg
Control signal	2-point and 3-point	
Position signal	None	
Angle of rotation / working range	90° (93° mech.)	
Angle of rotation / limitation	0°...30° and 90°...60°	
Service lifetime	60,000 rotations	
Auxiliary switches	3(1.5)A, AC230V	
Setting range / adjustable	5°...85° < infinity	
Noise level	40 dB (A)	
Protection class	II	
Degree of protection	IP 50	
Cable aperture connection	M16 x 1.5	
Mode of action	Type 1	
Ambient conditions		
- Operating temperature	-20...+50°C / IEC 721-3-3	
- Storage temperature	-30...+60°C / IEC 721-3-2	
- Humidity	5...95% r.F.	
Service	Maintenance free	
Standards	Mechanics	EN 60 529 / EN 60 730-2-14
	Electronics	EN 60 730-2-14
	EMC Emissions	EN 50 081-1:92 / IEC 61 000-6-3:96
	EMC Immunity	EN 50 082-2:95 / IEC 61 000-6-2:99

SILENCE

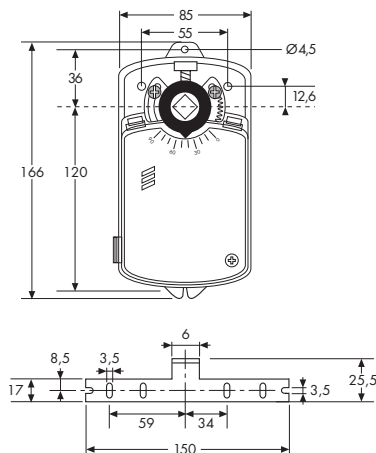
2- and 3-POINT Actuators

2.11

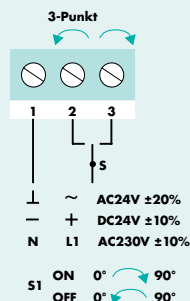
Wiring diagram DAN..N



Dimensions in mm



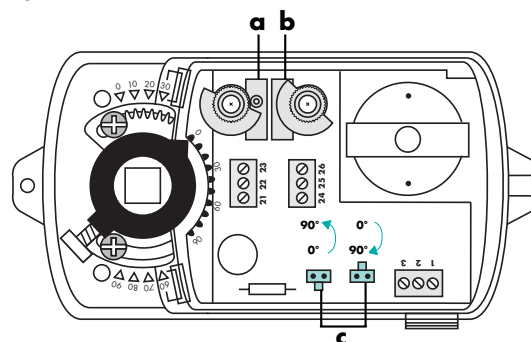
Wiring diagram DAN..N



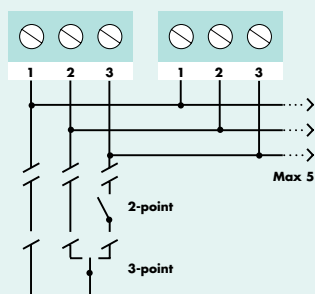
Changing the direction of rotation

The direction of rotation can be changed by reversing plug **c**

Factory setting:
Clockwise rotation.



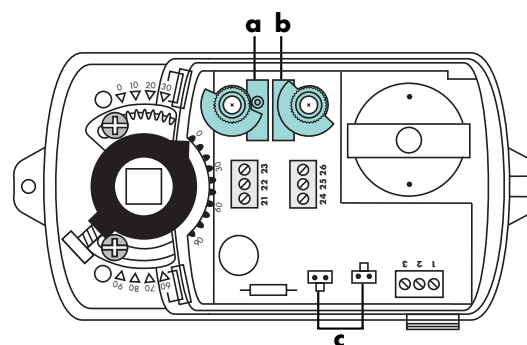
Parallel connections



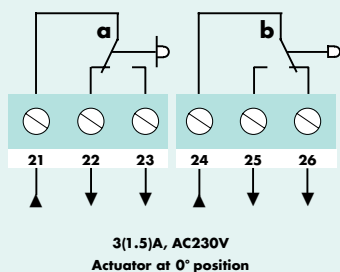
Setting the auxiliary switches

Factory setting:
Switch **a** at 10°
Switch **b** at 80°

The switching position can be manually changed to any required position by turning the ratchet.



Auxiliary switches (S)



Limitation of rotation angle

The angle of rotation/working range of 90° can be reduced by up to 30° from each end position by means of screw 1 and 2.

