






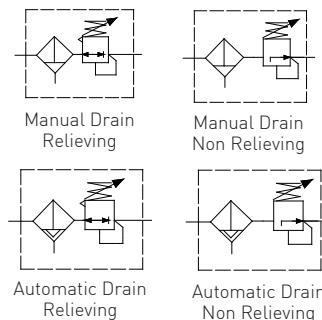


AISI316L 1/4"NPT instrument filter regulator – FR serie

Filtro regolatore da 1/4"NPT in AISI316L – serie FR

- Suitable for automation equipment to onshore, offshore, pharmaceutical, medical and food applications
- Full material traceability
- Excellent stability and repeatability
- Accurate adjustment and high flow capacity
- ATEX 2014/34/UE  II 2G Ex h IIC T6/T5 Gb X
II 2D Ex h IIIC T85°C/T100°C Db X
-  &  approved / IP66 / SIL - IEC 61508 

- Adatto per automazione in applicazioni marine petrolchimiche, farmaceutiche, medicali e alimentari
- Completa rintracciabilità dei materiali
- Eccellente stabilità e ripetibilità
- Precise regolazioni ed elevate portate
- ATEX 2014/34/UE  II 2G Ex h IIC T6/T5 Gb X
II 2D Ex h IIIC T85°C/T100°C Db X
- Approvato  ed  / IP66 / SIL - IEC 61508



Media / Fluido	Compressed air, inert gases, sweet and sour gases
Port thread / Conessioni	1/4"NPT
Gauge Connection Connessione manometro	1/8"NPT (1/4"NPT option)
Filtering element Elemento filtrante	3, 5, 25, 40 micron in st. st. 316
Max inlet pressure Pressione massima di ingresso	30bar (16bar automatic drain version)
Drain valve / Scarico condensa	Manual or automatic
Flow Rate (@10bar inlet, 6bar regulated, delta P=1bar)/ Portata	940dm3/min Cv=0.9
Working Temperature Temperatura di esercizio	-20°C up to 80°C (NBR); -25°C up to 90°C (FKM); -40°C up to 80°C (EPDM); -55° up tp 90°C (FVMQ)*
Regulated pressure Pressioni regolate	0.2/2, 0.2/4, 0.4/8, 0.4/10, 0.4/12bar

Air supply must be dry enough to avoid ice formation at temperatures below +2°C (+35°F).

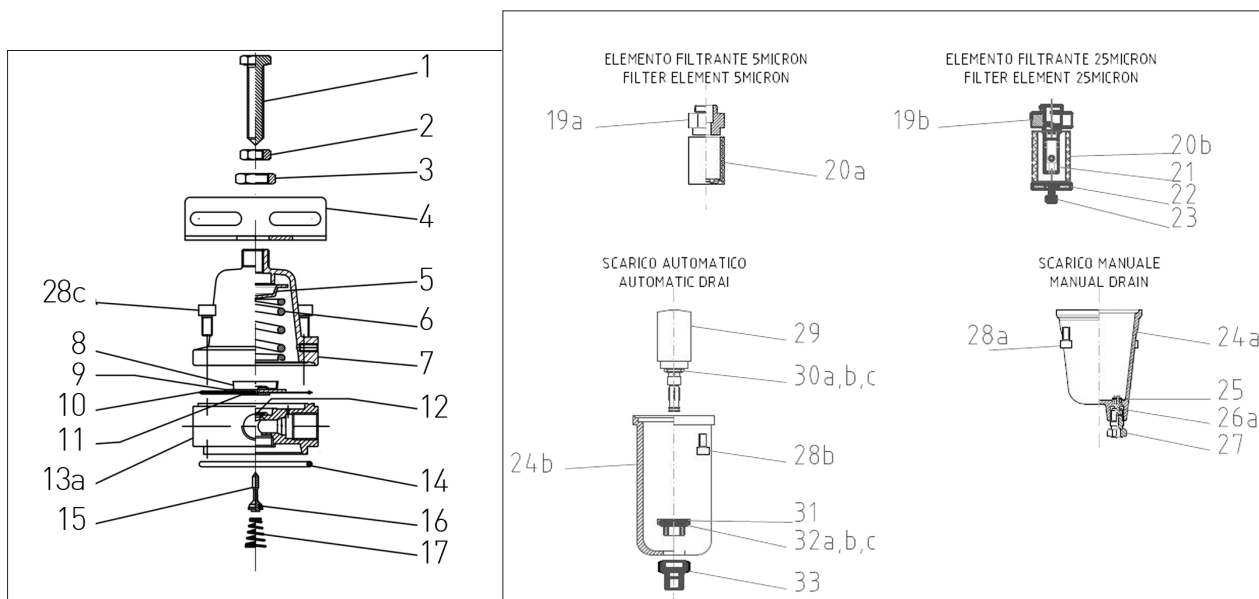
*Special version in HNBR (WT -55°C + 90°C)

It provides excellent regulation and filtering for a wide range of applications. Rugged and corrosion-resistant – made of 316L stainless steel -Compact small package size – light weight
Permette un'accurata regolazione e filtraggio per una vasta gamma di applicazioni. Robusto e resistente alla corrosione – Costruito AISI316L - Dimensioni di ingombro ridotte – Leggero

BUILDING MATERIALS	Materiali costruttivi
Body, bonnet, bowl in AISI 316/316L stainless steel	Corpo, coperchio, tazza in acciaio inossidabile AISI316/316L
Internals, bracket, lock and panel nuts, fixing screws in stainless steel	Vite di regolazione, staffa, dadi di bloccaggio e pannello, viti di fissaggio in acciaio inossidabile
3, 5, 25 & 40micron filtering element in AISI316 SS	Elementi filtranti da 3, 5, 25 e 40micron in AISI316
Diaphragm & seals in elastomer	Diaframma e guarnizioni in elastomero

Product exploded view

Esploso del prodotto



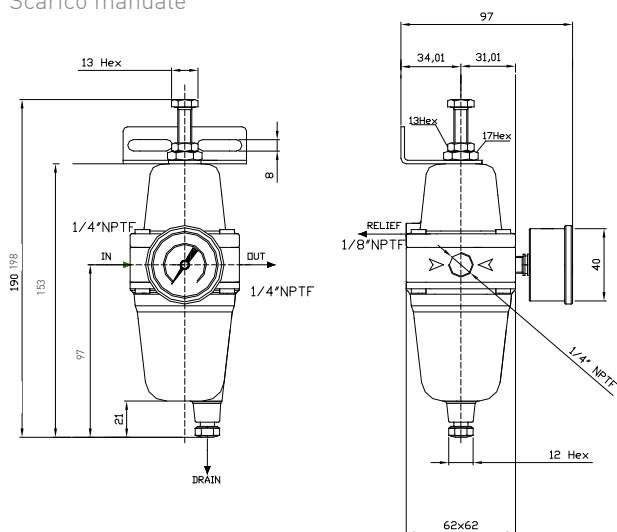
Pos.	Q.ty	Description	Descrizione
1	1	ADJUSTMENT SCREW	VITE DI REGOLAZIONE
2	1	LOCK ADJUSTMENT NUT	DADO FISSAGGIO REGOLAZIONE
3	1	BRACKET NUT	VITE DI REGOLAZIONE
4a	1	BRACKET FR/R	DADO FISSAGGIO REGOLAZIONE
5	1	UPPER SPRING SEAT	SEDE SUPERIORE MOLLA
6	1	ADJUSTMENT SPRING	MOLLA DI REGOLAZIONE
7	1	BONNET	TAZZA SUPERIORE
8	1	LOWER SPRING GUIDE	GUIDA INFERIORE MOLLA
9	1	LOWER SPRING RESET	RESET INFERIORE MOLLA
10	1	DIAPHRAGM	DIAFRAMMA
11	1	VALVE SEAT	SEDE VALVOLA
12	1	PTFE RING	ANELLO PTFE
13a	1	FR BODY	CORPO
14	1	O-RING 50,47 x 2,62	O-RING 50,47 x 2,62
15	1	VALVE STEAM	CORPO VALVOLA
16	1	O-RING VALVE STEAM 3,69x1,78	O-RING VALVE STEAM 3,69x1,78
17	1	VALVE SPRING	MOLLA VALVOLA
19a	1	FILTER ELEMENT SUPPORT 5mic	SUPPORTO ELE. FILTRANTE 5 MIC
19b	1	FILTER ELEMENT SUPPORT 25mic	SUPPORTO ELE. FILTRANTE 25 MIC
20a	1	FILTER ELEMENT 5 MICRON	ELEMENTO FILTRANTE 5 MIC
20b	1	FILTER ELEMENT 25 MICRON	ELEMENTO FILTRANTE 25 MIC
21	1	FILTER ELEMENT SUPPORT	SUPPORTO ELE. FILTRANTE
22	1	FILTER ELEMENT CASEBACK	BASE ELEMENTO FILTRANTE
23	1	SCREW M4X6	VITI M4X6
24a	1	MANUAL DRAIN BOLW	TAZZA SCARICO MANUALE
24b	1	AUTOMATIC DRAIN BOLW	TAZZA SCARICO AUTOMATICO
25	1	BENZIN	ANELLO BENZIN
26	1	O-RING DRAIN 3,69x1,78	O-RING DRAIN 3,69x1,78
27	1	MANUAL DRAIN	SCARICO MANUALE
28a	4	SCREW MAN. DRAIN M5X10	VITI SCARICO MANUALE M5X10
28b	4	SCREW AUTO DRAIN M5X16	VITI SCARICO AUTO M5X16
28c	4	BONNET SCREW M5X10	VITI TAZZA SUPERIORE M5X10
29	1	AUTOMATIC DRAIN	SCARICO AUTOMATICO
30	1	O-RING AUTO DRAIN 9,92x2,62	O-RING SCARICO AUTO 9,92x2,62
31	1	AUTOMATIC DRAIN SEAT	SEDE SCARICO AUTOMATICO
32	1	O-RING AUTOM. DRAIN 15,54x2,62	O-RING SCARICO AUTO 15,54x2,62
33	1	AUTOMATIC DRAIN SEAT	SEDE SCARICO AUTOMATICO

Overall dimension

Dimensioni di ingombro

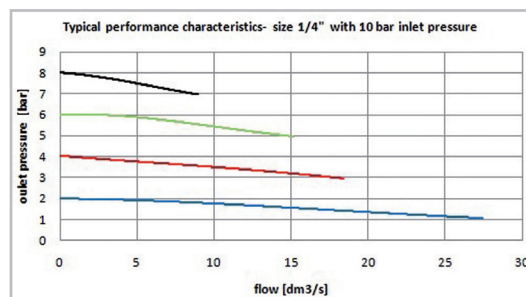
Manual drain

Scarico manuale



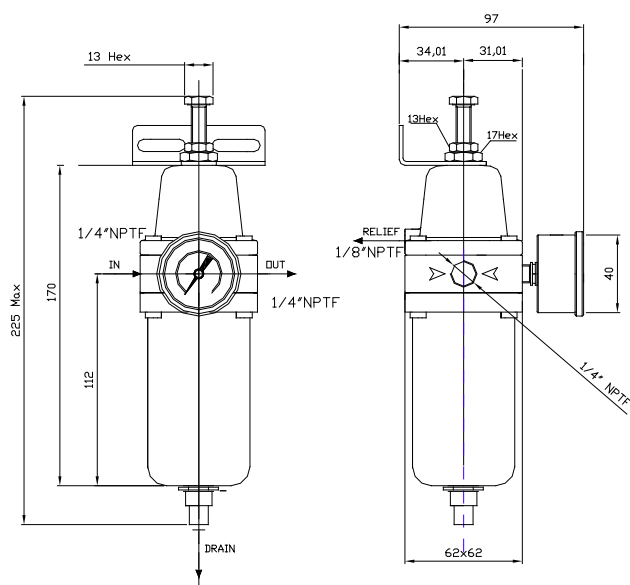
Flow characteristics

Caratteristiche di portata



Automatic drain

Scarico automatico



Note for automatic drain:

- max inlet pressure 16bar
- not recommended for $T < 2^{\circ}\text{C}$

Nota per scarico automatico:

- massima pressione di utilizzo 16bar
- non raccomandato per $T < 2^{\circ}\text{C}$

Accessories and repair kit

Accessori e ricambi

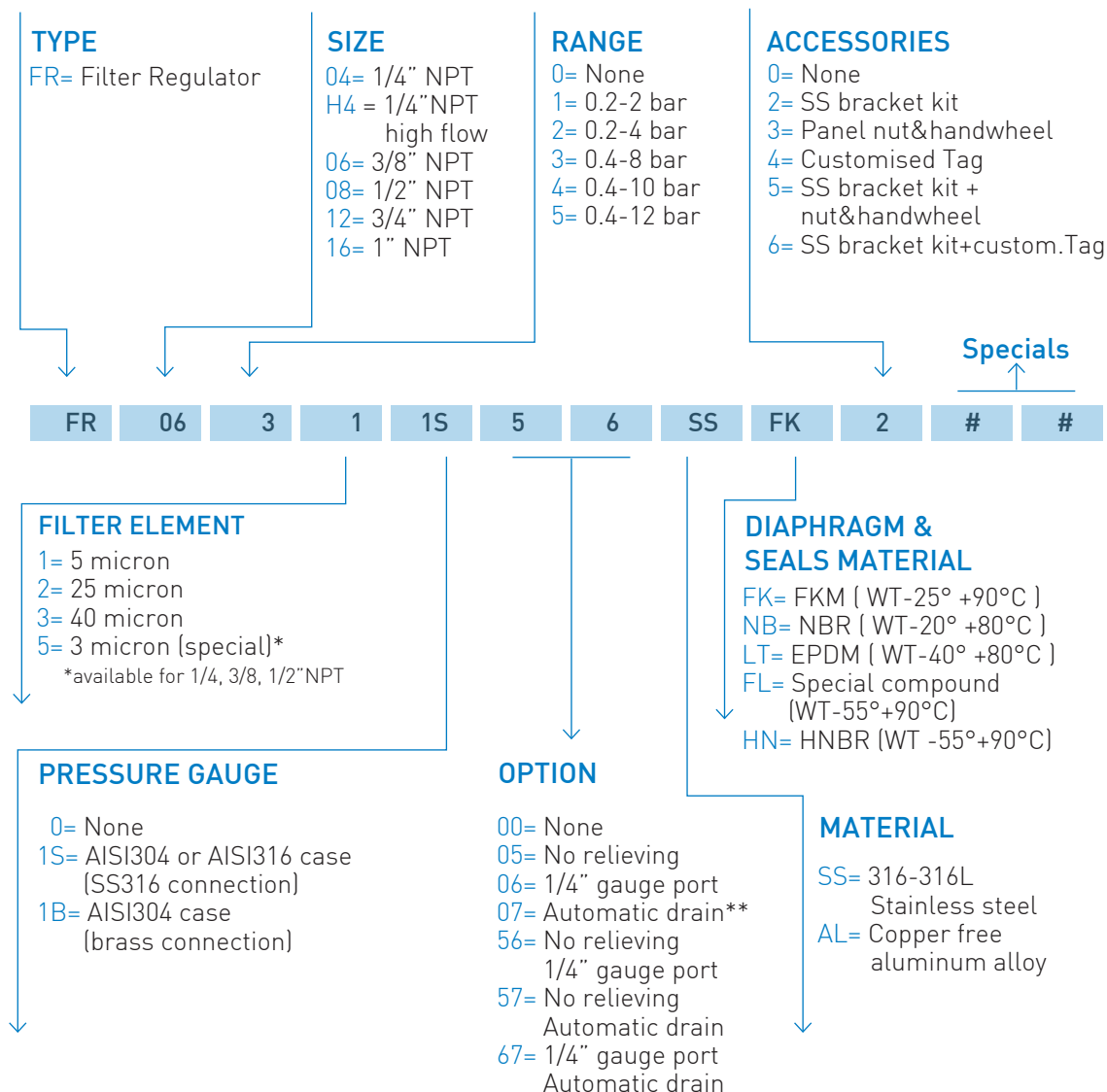
Maintenance kit / Kit manutenzione	Items K-FR04-* -SS-** [1/4"]
Pressure gauge DN40mm, all SS, Bar+psi+kpa range / Manometro DN40mm, tutto inox, scala Bar+psi+kpa	0-2,5 bar MBS6P4S2PN04 0-4bar MBS6P4S2PN05 0-10bar MBS6P4S2PN07
Bracket / Staffa	SQ-FR04
Anti-tamper kit / Kit anti-manomissione	KTAM04-08

* Refers to filter element option: 1→5 micron; 2→25 micron; 3→40 micron; 5→3 micron

** Refers to seals type: FK→FKM NB→NBR LT→EPDM FL→FVMQ HN→HNBR

Ordering information - Filter regulators

Come ordinare - Filtri regolatori



CODE EXAMPLES

FR	06	3	3	1S	0	7	SS	FK	2	
----	----	---	---	----	---	---	----	----	---	--

3/8"NPT, SS316, 0 to 8 bar range, filter regulator, with 40 micron filtering element, relieving, SS pressure gauge, automatic drain, ss bracket kit and FKM diaphragm & seals
 Filtro regolatore da 3/8"NPT in AISI316, range regolato 0/8 bar, elemento filtrante da 40 micron, manometro tutto inox, relieving, scarico condensa automatico, staffa inox, diaframma e tenute in FKM

FR	06	3	1	00	0	0	SS	FK	0	
----	----	---	---	----	---	---	----	----	---	--

3/8"NPT, SS316, 0 to 8 bar range, filter regulator, with 5 micron filtering element, relieving and FKM diaphragm & seals

Filtro regolatore da 3/8"NPT in AISI316, range regolato 0/8 bar, elemento filtrante da 5 micron, relieving, diaframma e tenute in FKM

**** Nota for automatic drain: use not recommended for T 2°C (under this T the moisture in the medium could freeze and cause drain malfunction or breaking) / Nota per scarico automatico: uso non raccomandato per T 2°C (sotto questa T la condensa può ghiacciare e causare malfunzionamenti o rotture).**