


3M™ Round Conductor Flat Cable

1.0 mm 28 AWG Stranded, PVC

3625 Series



- 28 AWG stranded conductors on 1 mm wire spacing is designed for mass termination to metric connectors
- Stranded wire provides flexibility and extended product life
- Zippable for branching or discrete termination
- See Regulatory Information Appendix (RIA) for chemical compliance information (RIA E1 & C1 apply)

Date Modified: May 13, 2009

TS-0452-B
Sheet 1 of 2

Physical



Insulation:

Material: Polyvinyl Chloride (PVC)

Color: Gray

Marking:

Standard: None

Canadian Option:  AWM 2651 105C 300V VW1 3M NU C  AWM IA 105C 300V FT1 EU <50V

Conductors: 28 AWG, 7 × 36 AWG [7 × Ø 0.127] Tinned Stranded Copper

Electrical

Voltage Rating: USA: 300V

Canada: 300V

EU: <50V

Insulation Resistance: (Primary Cable) $> 1 \times 10^{10} \Omega/10 \text{ ft.}$ [3 m]

Characteristic Impedance: **Unbalanced**
89 Ω

Balanced
146 Ω

Capacitance: 54.5 pF/m [16.6 pF/ft]

32.2 pF/m [9.8 pF/ft]

Inductance: 0.43 $\mu\text{H/m}$ [0.14 $\mu\text{H/ft}$]

0.68 $\mu\text{H/m}$ [0.21 $\mu\text{H/ft}$]

Propagation Delay: 4.86 ns/m [1.48 ns/ft]

4.69 ns/m [1.43 ns/ft]

Velocity of Propagation: 69%

71%

Note: Unbalanced is measured between ground-signal-ground conductors. Balanced is measured between signal conductors within a pair.

Environmental

Temperature Rating: -20°C to +105°C

Flammability Rating: USA: VW-1

Canada: FT1

UL File No.: E42769, Style No: 2651

3M™ Round Conductor Flat Cable

1.0 mm 28 AWG Stranded, PVC

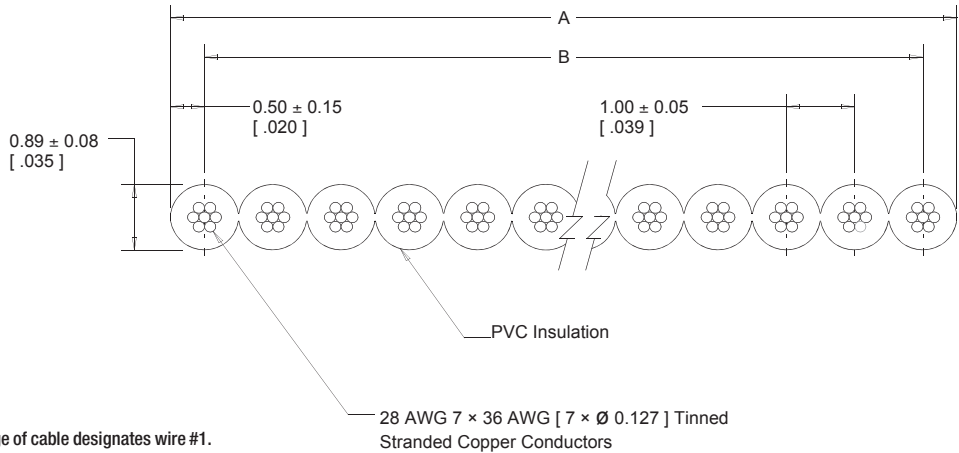
3625 Series



mm [inch]			
Tolerance Unless Noted			
	.0	.00	.000
Inch	±.3	±.13	

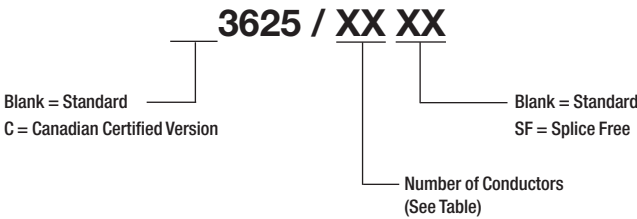
[] Dimensions for Reference Only

Number of Conductors	3M Part Number	Dimension A	Dimension B
06	3625/06	6.00 ± 0.20 [.236]	5.00 ± 0.18 [.197]
08	3625/08	8.00 ± 0.20 [.315]	7.00 ± 0.18 [.276]
10	3625/10	10.00 ± 0.20 [.394]	9.00 ± 0.18 [.354]
12	3625/12	12.00 ± 0.20 [.472]	11.00 ± 0.18 [.433]
14	3625/14	14.00 ± 0.20 [.551]	13.00 ± 0.18 [.512]
16	3625/16	16.00 ± 0.22 [.630]	15.00 ± 0.20 [.591]
18	3625/18	18.00 ± 0.22 [.709]	17.00 ± 0.20 [.669]
20	3625/20	20.00 ± 0.22 [.787]	19.00 ± 0.20 [.748]
22	3625/22	22.00 ± 0.22 [.866]	21.00 ± 0.20 [.827]
24	3625/24	24.00 ± 0.22 [.945]	23.00 ± 0.20 [.906]
26	3625/26	26.00 ± 0.22 [1.024]	25.00 ± 0.20 [.984]
28	3625/28	28.00 ± 0.22 [1.102]	27.00 ± 0.20 [1.063]
30	3625/30	30.00 ± 0.25 [1.181]	29.00 ± 0.23 [1.142]
32	3625/32	32.00 ± 0.25 [1.260]	31.00 ± 0.23 [1.220]
34	3625/34	34.00 ± 0.25 [1.339]	33.00 ± 0.23 [1.299]
36	3625/36	36.00 ± 0.25 [1.417]	35.00 ± 0.23 [1.378]
38	3625/38	38.00 ± 0.25 [1.496]	37.00 ± 0.23 [1.457]
40	3625/40	40.00 ± 0.25 [1.575]	39.00 ± 0.23 [1.535]
42	3625/42	42.00 ± 0.25 [1.654]	41.00 ± 0.23 [1.614]
44	3625/44	44.00 ± 0.25 [1.732]	43.00 ± 0.23 [1.693]
46	3625/46	46.00 ± 0.25 [1.811]	45.00 ± 0.23 [1.772]
48	3625/48	48.00 ± 0.25 [1.890]	47.00 ± 0.23 [1.850]
50	3625/50	50.00 ± 0.25 [1.969]	49.00 ± 0.23 [1.929]



Note: Red marking on one edge of cable designates wire #1.

Ordering Information



Note: Available in standard 30 m or 100 m rolls, please specify when ordering. Contact 3M for availability of additional conductor counts and/or custom roll lengths.