

D2E146-AP47-02

# AC centrifugal fan

forward curved, dual inlet  
with housing (without flange)

## Nominal data

Type	D2E146-AP47-02		
Motor	M2E068-EC		
Phase		1~	1~
Nominal voltage	V	230	230
Frequency	Hz	50	60
Type of data definition		ml	ml
Valid for approval / standard		CE	CE
Speed	min <sup>-1</sup>	2050	2550
Power input	W	300	330
Current draw	A	1.31	1.45
Motor capacitor	µF	8	8
Capacitor voltage	VDB	400	400
Capacitor standard		P0 (CE)	P0 (CE)
Min. back pressure	Pa	200	400
Max. ambient temperature	°C	30	25

ml = max. load · me = max. efficiency · rfa = running at free air · cs = customer specs · cu = customer unit  
Subject to alterations

D2E146-AP47-02

# AC centrifugal fan

forward curved, dual inlet  
with housing (without flange)

## Technical features

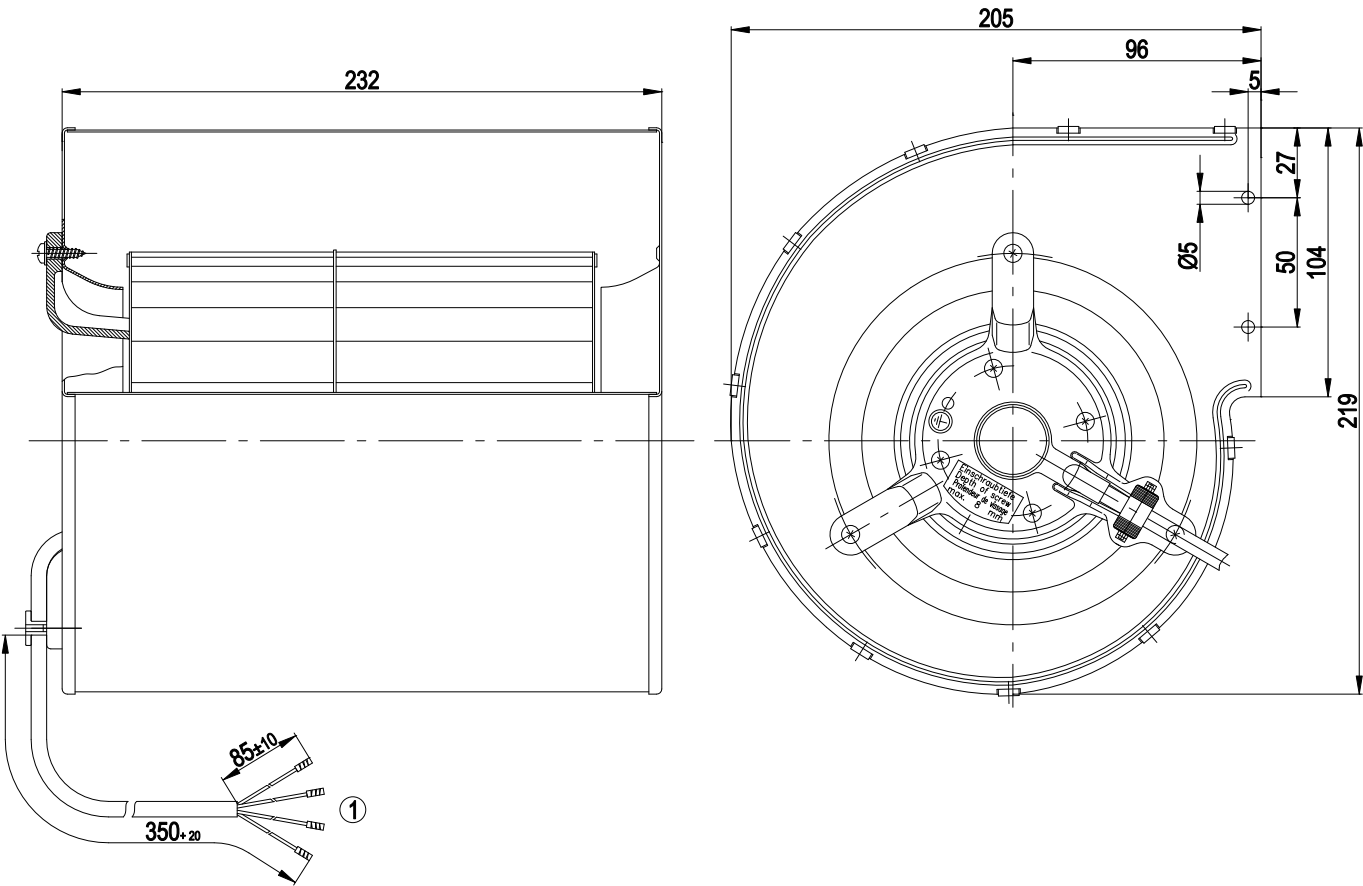
Leackage current	< 0.75 mA
Size	146 mm
Operation mode	S1
Direction of rotation	Counter-clockwise, seen on rotor
Mounting position	Any
Humidity class	F0
Insulation class	"B"
Cable exit	Axial
Condensate discharge holes	None
Motor bearing	Ball bearing
Mass	4.2 kg
Housing material	Sheet steel, hot-dip galvanised
Material of impeller	Sheet steel, hot-dip galvanised
Motor protection	Thermal overload protector (TOP) wired internally
Product conforming to standard	CE; EN 60335-1
Surface of rotor	Partially cast in aluminium
Type of protection	IP 44
Protection class	I
Max. permissible ambient motor temp. (transp./ storage)	+ 80 °C
Min. permissible ambient motor temp. (transp./storage)	- 40 °C
Approval	CCC

D2E146-AP47-02

# AC centrifugal fan

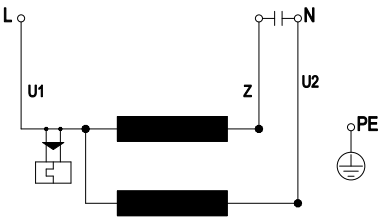
forward curved, dual inlet  
with housing (without flange)

## Product drawing



1 Connection line PVC, 4x brass lead tips crimped

## Connection screen

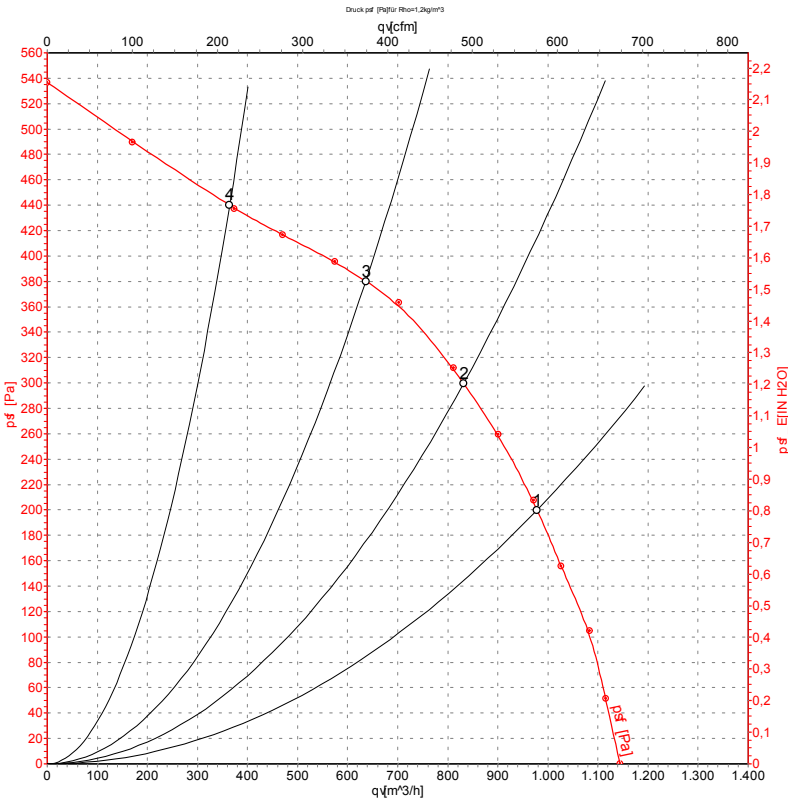


U1	blue	Z	brown	U2	black
PE	green/yellow				

# AC centrifugal fan

forward curved, dual inlet  
with housing (without flange)

## Charts: Air flow 50 Hz Y



Measurement: LU-32744

Air performance measured as per ISO 5801 Installation Category A. For detailed information on the measuring set-up, please contact ebm-papst. Suction-side noise levels: L<sub>WA</sub> measured as per ISO 13347 / L<sub>pA</sub> measured with 1m distance to fan axis. The values given are valid under the measuring conditions mentioned above and may vary according to the actual installation situation. With any deviation from the standard set-up, the specific values have to be checked and reviewed with the unit installed.

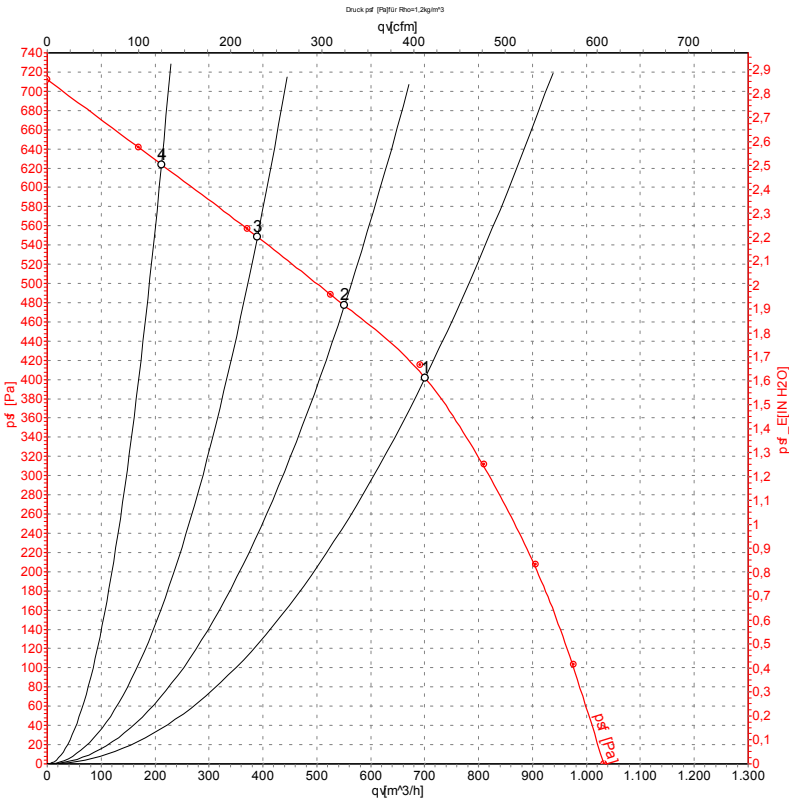
## Measured values

	Conn.	U	f	n	P <sub>1</sub>	I	qV	p <sub>Sf</sub>
		V	Hz	min <sup>-1</sup>	W	A	m³/h	Pa
1	Y	230	50	2050	300	1.31	970	200
2	Y	230	50	2265	267	1.18	830	300
3	Y	230	50	2490	232	1.02	635	380
4	Y	230	50	2675	191	0.84	365	440

# AC centrifugal fan

forward curved, dual inlet  
with housing (without flange)

## Charts: Air flow 60 Hz Y



Measurement: LU-32745

Air performance measured as per ISO 5801 Installation Category A. For detailed information on the measuring set-up, please contact ebm-papst. Suction-side noise levels: LwA measured as per ISO 13347 / LpA measured with 1m distance to fan axis. The values given are valid under the measuring conditions mentioned above and may vary according to the actual installation situation. With any deviation from the standard set-up, the specific values have to be checked and reviewed with the unit installed.

## Measured values

	Conn.	U	f	n	P <sub>1</sub>	I	qV	p <sub>sf</sub>
		V	Hz	min <sup>-1</sup>	W	A	m³/h	Pa
1	Y	230	60	2550	330	1.45	700	400
2	Y	230	60	2770	300	1.36	550	475
3	Y	230	60	2975	277	1.28	390	550
4	Y	230	60	3095	260	1.22	210	625