

Data Sheet

Series J5

Electronic Metering Pumps

Configuration

Model **J54D** - **358SI**

Control & Output Code

Instrument Responsive/Manual Control
12 VDC powered pump. Speed (stroking frequency) and stroke length manually adjustable. Speed (stroking frequency) may be externally controlled for automatic systems.

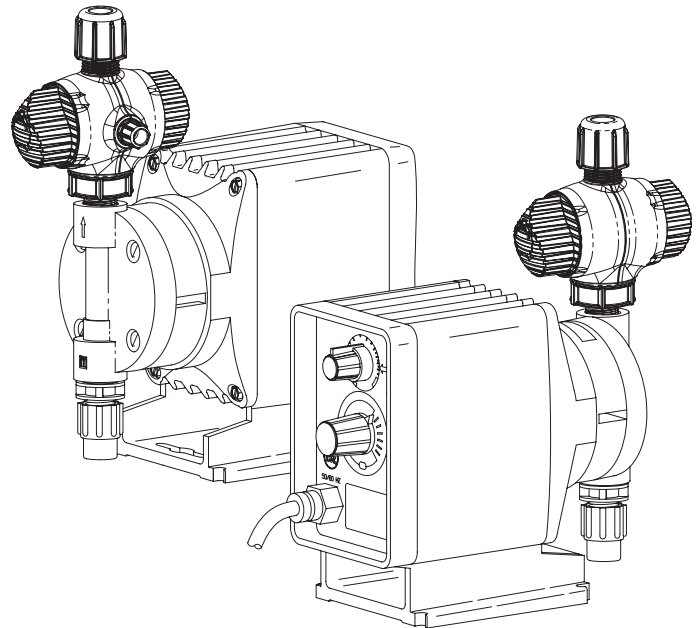
J54D- 1.6 l/h -- (0.42 GPH) ---- 9.7 Bar (140 psi)

J55D- 3.8 l/h -- (1.0 GPH)----- 4.1 Bar (60 psi)

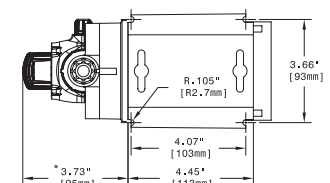
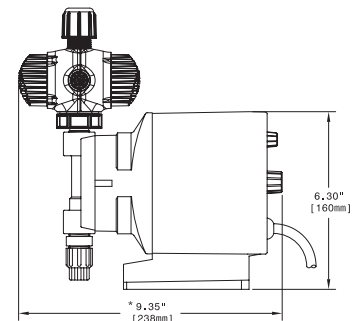
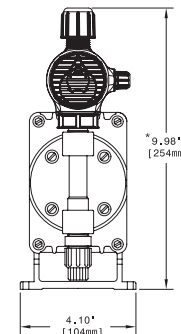
J56D- 7.6 l/h -- (2.0 GPH) ----- 1.4 Bar (20 psi)

Liquid End

See next page for complete liquid end specifications & selection.



Dimensions



* Dimensions shown are maximums for largest available Liquid End.

Dimensions will vary Depending on Liquid End selected.

Specifications

Series	Strokes per Minute (adjustable)		Stroke Length (adjustable) recommended minimum	Average Input Power @ Max Speed	Shipping Weight
	MIN	MAX			
J54D	5	100	30%	22 watts	3.5 kg (7.6 lbs)
J55D			20%		
J56D			20%		



Standard Liquid Ends Configuration Data & Materials of Construction

Drive Assembly	Liquid End No.	Size Code	Head & Fittings	Balls	Materials of Construction Liquifram™	Check Valve	Accessory	Tubing & Connections Discharge Section
J54D ■	458SI†	0.5	PVC/PVC	Ceramic	Fluorofilm™	PVDF/Polyprel®	4FV	PE .250" O.D.
	450SI†	0.5	Acrylic/PVC	Ceramic	Fluorofilm™	PVDF/Polyprel®	4FV	PE .250" O.D.
	358SI†	0.5	PVC/PVC	Ceramic	Fluorofilm™	PVDF/Polyprel®	4FV	PE .250" O.D.
	353SI†	0.5	PVDF/PVDF	Ceramic	Fluorofilm™	PVDF/PTFE	4FV	PE .250" O.D.
	352SI†	0.5	PVDF/PVDF	Ceramic	Fluorofilm™	PVDF/Polyprel®	4FV	PE .250" O.D.
	257	0.5	316 S.S.	316 S.S.	Fluorofilm™	316 S.S.	—	Pipe 1/4" NPT M

J55D ■	498SI†	0.9	PVC/PVC	Ceramic	Fluorofilm™	PVDF/Polyprel®	4FV	PE .375" O.D.
	490SI†	0.9	Acrylic/PVC	Ceramic	Fluorofilm™	PVDF/Polyprel®	4FV	PE .375" O.D.
	398SI†	0.9	PVC/PVC	Ceramic	Fluorofilm™	PVDF/Polyprel®	4FV	PE .375" O.D.
	393SI†	0.9	PVDF/PVDF	Ceramic	Fluorofilm™	PVDF/PTFE	4FV	PE .375" O.D.
	392SI†	0.9	PVDF/PVDF	Ceramic	Fluorofilm™	PVDF/Polyprel®	4FV	PE .375" O.D.
	297	0.9	316 S.S.	316 S.S.	Fluorofilm™	316 S.S.	—	Pipe 1/4" NPT M

J56D ■	468TI†	1.8	PVC/PVC	Ceramic	Fluorofilm™	PVDF/Polyprel®	3FV	PE .375" O.D.
	460TI†	1.8	Acrylic/PVC	Ceramic	Fluorofilm™	PVDF/Polyprel®	3FV	PE .375" O.D.
	368TI†	1.8	PVC/PVC	Ceramic	Fluorofilm™	PVDF/Polyprel®	3FV	PE .375" O.D.
	363TI†	1.8	PVDF/PVDF	Ceramic	Fluorofilm™	PVDF/PTFE	3FV	PE .375" O.D.
	362TI†	1.8	PVDF/PVDF	Ceramic	Fluorofilm™	PVDF/Polyprel®	3FV	PE .375" O.D.
	277	1.8	316 S.S.	316 S.S.	Fluorofilm™	316 S.S.	—	Pipe 1/4" NPT M

■ See front page for voltage code specifications.

† Standard tubing connections. To specify black, UV resistant tubing, change 'I' to 'U'. To specify 3FV, change 'S' to 'T'.

3-FV indicates that the pump is equipped with an LMI Three Function Valve (pressure relief, priming aid, line drain).

4-FV indicates that the pump is equipped with an LMI Four Function Valve. This diaphragm type anti-syphon/pressure relief valve is installed on the pump head. It provides anti-syphon protection and aids in priming even under pressure.

Fluorofilm™ is a copolymer of PTFE and PFA. Polyprel® is an elastomeric PTFE copolymer. Polyprel® is a registered trademark of Milton Roy, LLC. Fluorofilm™ and Liquifram™ are trademarks of Milton Roy, LLC.

Output Information

Series	Gallons per Hour		Liters per Hour		mL/cc per minute		mL/cc per Stroke		Maximum Injection PRESSURE
	MIN	MAX	MIN	MAX	MIN	MAX	MIN	MAX	
J54D*	0.006	0.42	0.024	1.6	0.40	27	0.08	0.27	9.7 Bar (140 psi)
J55D*	0.010	1.0	0.038	3.8	0.63	63	0.13	0.63	4.1 Bar (60 psi)
J56D*	0.020	2.0	0.076	7.6	1.27	127	0.25	1.27	1.4 Bar (20 psi)

*Minimum output can be reduced to zero (0) when in external mode.