

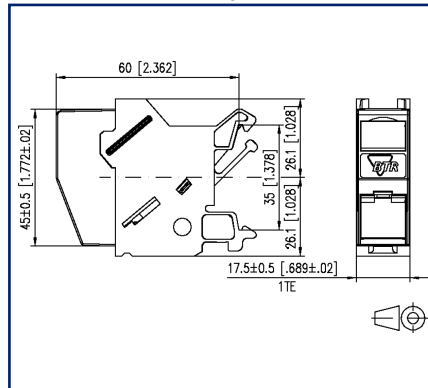
Data sheet

E-DAT modul REG 1 port IP20 light gray

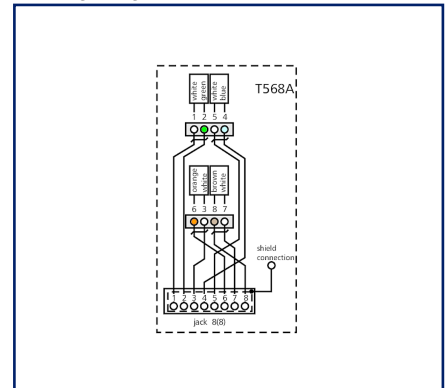
Illustrations



Dimensional drawing



Wiring diagram



See enlarged drawings at the end of document

Product specification

- termination unit for mounting on TH35 rails to DIN EN 60715 in electrical distribution panels for home and industrial installations
- equipped with individual E-DAT modul RJ45 module
- cable feed 45° from the top, plug direction 45° downwards
- compliance with class EA to ISO/IEC 11801, DIN EN 50173-1
- suitable for 10 GBit Ethernet (IEEE 802.3an), Remote Powering (PoE, PoE plus, UPoE and 4PPoE), HDBaseT, SAT-IP and AVoverIP
- easy to install connection of 2 to 4 pair data lines
- AWG 26/1 - 22/1 and stranded wires with 7 copper conductors AWG 26/7 - AWG 22/7 to MC 8-fold insulation displacement connectors (IDC)
- marking of conductor assignment to T568A or T568B
- easy and fast insertion of wire pairs in E-DAT modul stuffer cap
- width of 1HP allows mounting up to 12 REG in standard electrical distribution panels
- when mounted as a device of protection class I, the equipotential bonding is realized directly over the top hat rail by means of an integrated equipotential plate. This has to be connected to the equipotential bonding of the building by means of a bonding terminal
- a cover protects the module against direct contact. If mounted in distributor panels with protective insulation, protection class II is guaranteed. In this case, it is necessary to remove the equipotential bonding spring.
- integrated dust protection cover (also colored)

E-DAT modul REG 1 port IP20 light grayP/N
1309426003-E**Technical Data****General Data**

Fields of application	office areas
Mechanical measurement according to MICE	M1
Ingress measurement according to MICE	I1
Climatic measurement according to MICE	C1
Electromagnetic measurement according to MICE	E2
Design	wall outlet
Mounting style	Standard rail TH35
Shielding	shielded
Transmission technology	Copper
Color	light gray
Dimensions	
Dimension (L x W x H)	60 mm x 17.5 mm x 52.2 mm
Dimension (L x W x H)	2.362 in. x 0.689 in. x 2.055 in.
Horizontal pitch	1HP
Labeling option	label window with identification label
Marking option	by dust protection

Transmission characteristics

Category (ISO)	6 _A
Class (ISO/IEC)	E _A
Category (TIA)	6A
Remote Powering	yes
PoE	IEEE 802.3af
PoE plus	IEEE 802.3at
UPoE	yes
4PPoE	IEEE 802.3bt
HDBaseT	yes
Transmission rate up to 10 GBit	IEEE 802.3an

E-DAT modul REG 1 port IP20 light grayP/N
1309426003-E**Technical Data****Connections/interfaces**

Connector technology interface 1	IDC-connection
Connector technology interface 2	RJ45-jack
Number of ports interface 2	1
Number of ports interface 2 equipped	1
Number of positions/contacts interface 1	8
Number of positions/contacts interface 2	8P/8C
Termination data, solid wire (min. - max.)	
Conductor cross section, solid wire	AWG 26/1 - AWG 22/1
Conductor cross section, solid wire	0.128 mm ² - 0.324 mm ²
Conductor diameter, solid wire (bare copper)	0.409 mm - 0.643 mm
Conductor diameter, solid wire (bare copper)	0.016 in. - 0.025 in.
Termination data, stranded wire (min. - max.)	
Conductor cross section, stranded wire	AWG 26/7
Conductor cross section, stranded wire	0.141 mm ²
Conductor diameter, stranded wire	0.483 mm
Conductor diameter, stranded wire	0.019 in.
Module plug-in direction	45° downwards
Cable access/outlet	45° from the top

Elektrische/ Optische Eigenschaften

Current carrying capacity	max. 1 A
Contact resistance	max. 20 mOhm
Insulation resistance	min. 500 MOhm
Dielectric strength conductor-conductor (secondary)	min. 1000 V DC

Mechanical data

Insertion and withdrawal force	max. 30 N
Position/mounting of latch	top
standard installation position	

E-DAT modul REG 1 port IP20 light grayP/N
1309426003-E**Technical Data****Materials and material properties**

Material - Housing	GD-Zn (zinc die-cast)
Material - Cover part(s)	PA66
Material - Lower housing	PA66
Material - Label window	ABS, transparent
Material - Dust protection	ABS
Material - Contact	CuSn (tin bronze)
Material - Contact finish	Ni + Au (nickel-gold)
Material - Contact carriers	PA 6.6
Material - Finish	Ni (nickel)
Material - Ground connection	CuSn4
RoHS	compliant
REACH	compliant
REACH - substance (SVHC)	none

Environmental conditions

Temperature (min. - max.)	
Temperature - Storage °C	-40 °C - 70 °C
Temperature - Storage °F	-40 °F - 158 °F
Temperature - Operating °C	-40 °C - 70 °C
Temperature - Operating °F	-40 °F - 158 °F
Particulate ingress	IP2X
Liquid ingress/immersion	IPX0
Rapid change of temperature	-40°C / -40°F - +70°C / 158°F / 25 cycles t=30 min

Certifications

GHMT Type Approval



Component

E-DAT modul REG 1 port IP20 light gray**P/N**
1309426003-E**Technical Data**

Approvals

UL listed (file no.)



DUXR.E178484

Standards/Regulations

Generic cabling systems

General requirements ANSI/TIA-568

Connectors for electronic equipment

Free and fixed connectors DIN EN 60603-7-51:2011-01

Connectors for electronic equipment - Tests and measurements

Test standard for connectors (engaging and separating connectors under electrical load) DIN-EN 60512-99-001, Pg. UEL1

Endurance tests IEC 60512-9-3: 03-2009

Interference proof

Immunity for industrial environments DIN EN 61000-6-2:2006-03

Climate tests

IEC 60512-11

Classifications

ETIM 5.0 EC001024

ETIM 6.0 EC001024

ETIM 7.0 EC001024

ETIM 8.0 EC001024

Packing details

Type of packaging 10 pc(s) / box

Packaging unit - Weight (gram) 634 g

Packaging unit - Weight (pound) 1.4 lb

Packaging dimension 235 mm x 165 mm x 135 mm

Packaging dimension 9.252 in. x 6.496 in. x 5.315 in.

E-DAT modul REG 1 port IP20 light gray

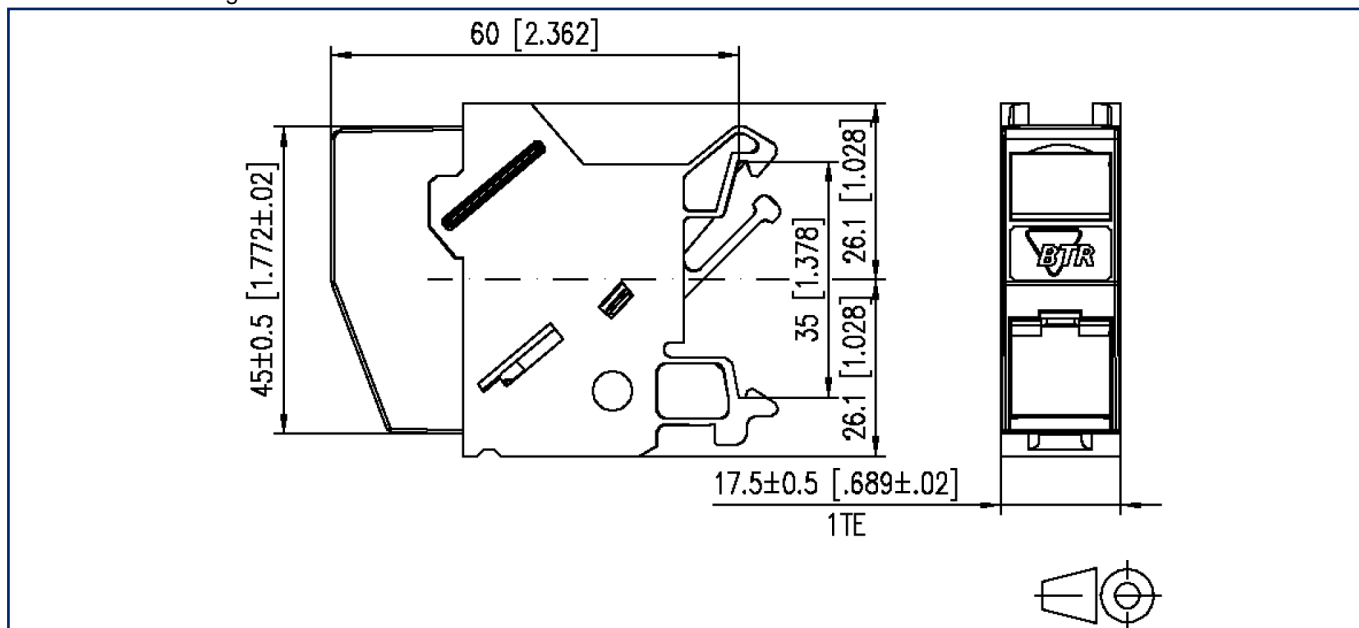
P/N
1309426003-E

Accessories

P/N	Designation
130898-00-I	BLIND module light gray
130898-00-RW-I	BLIND module pure white
130898-01-I	COAX modul F jack / F jack
130898-02-I	COAX modul IEC jack / F jack
130898-03-I	COAX modul IEC plug / F jack
130908-I-B1	UAE modul Cat.5e white
130909-I	UAE modul Cat.6 jack T568A white
130910-I	E-DAT modul Cat.6 _A 8(8) jack, T568A
130910-I-B1	E-DAT modul Cat.6 _A 8(8) jack, T568B
130910-Z	E-DAT modul Cat.6 _A 8(8) jack, T568A (12 pcs)
1309A0-I	E-DAT modul coupler 8(8) 180° class E _A
1309A1-I	E-DAT modul coupler 8(8) 90° class E _A
130A11-29-I	UAE modul 8(8) Cat.6 _A black
130A11-I	UAE modul 8(8) Cat.6 _A white
1509005A-I	OpDAT E2000-D adapter OM2 (beige) with Snap-In mounting
1509005B-I	OpDAT E2000-D adapter OS2 (blue) with Snap-In mounting
1509005C-I	OpDAT E2000-D APC adapter OS2 (green) with Snap-In mounting
15091001-I	OpDAT modul ST (ceramic, light gray) SM
15091071-I	OpDAT modul LC-D (ceramic, blue) SM
15091072-I	OpDAT modul LC-D (ceramic, aqua) MM
15091075-I	OpDAT modul LC-D (ceramic, violet) MM
15091076-I	OpDAT modul LC-D APC (ceramic, green) SM
1509107B-I	OpDAT modul LC-D (ceramic, beige) MM
816979-0105-I	Dust protection covers for Modul patch panels subway / REG yellow
816979-0106-I	Dust protection covers for Modul patch panels subway / REG blue
816979-0107-I	Dust protection covers for Modul patch panels subway / REG green
816979-0108-I	Dust protection covers for Modul patch panels subway / REG red
899011-01	Label sheet for Modul patch panels / REG

E-DAT modul REG 1 port IP20 light grayP/N
1309426003-E**Illustrations**

Dimensional drawing



Wiring diagram

