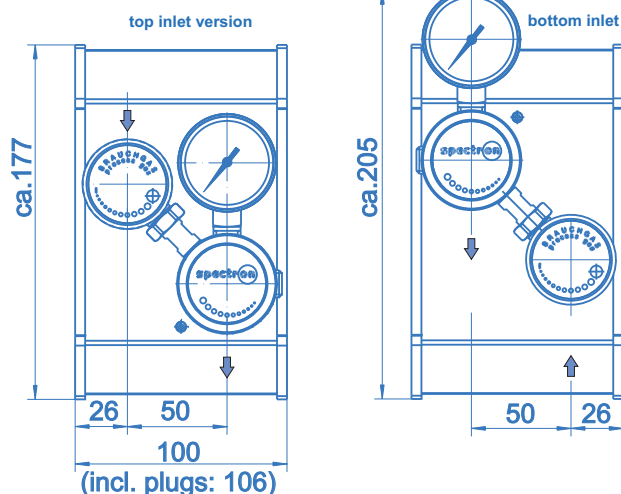


# Tapping point EE55



Tapping point EE55-4

## Dimensions EE55-1



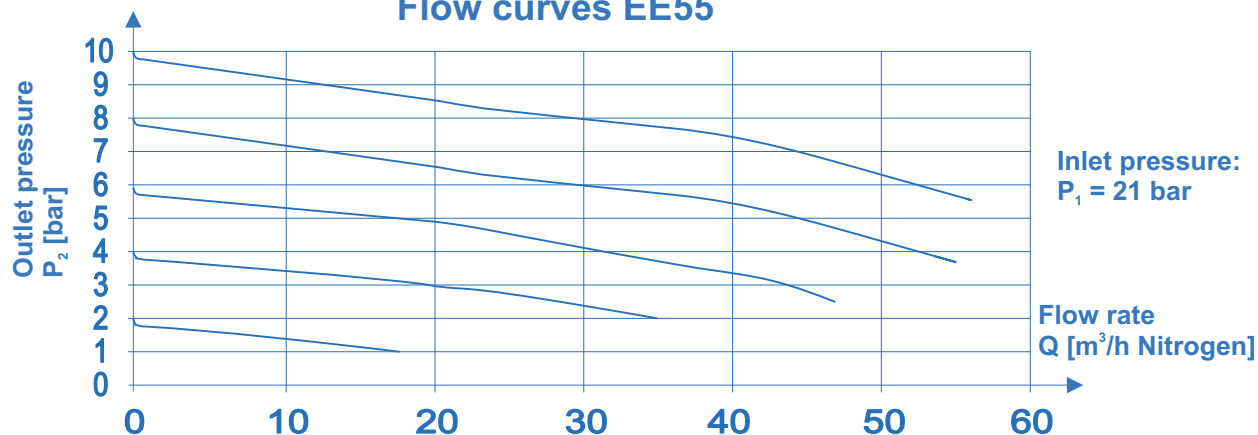
### Product features

- Wall-mounting tapping points
- For corrosive gases and gas mixtures with corrosive components up to quality 6.0
- Laboratory-style design
- Ergonomically designed
- Filter at the process gas inlet valve
- Diaphragm-type shut-off valves optimised for low internal volume with On/Off position indicator
- Suitable for ECD-applications
- Pressure regulator with high control accuracy
- Designed for easy installation
- Approved for use with oxygen
- Tapping point can be extended into multiple tapping points
- Top-inlet or bottom-inlet configurations available

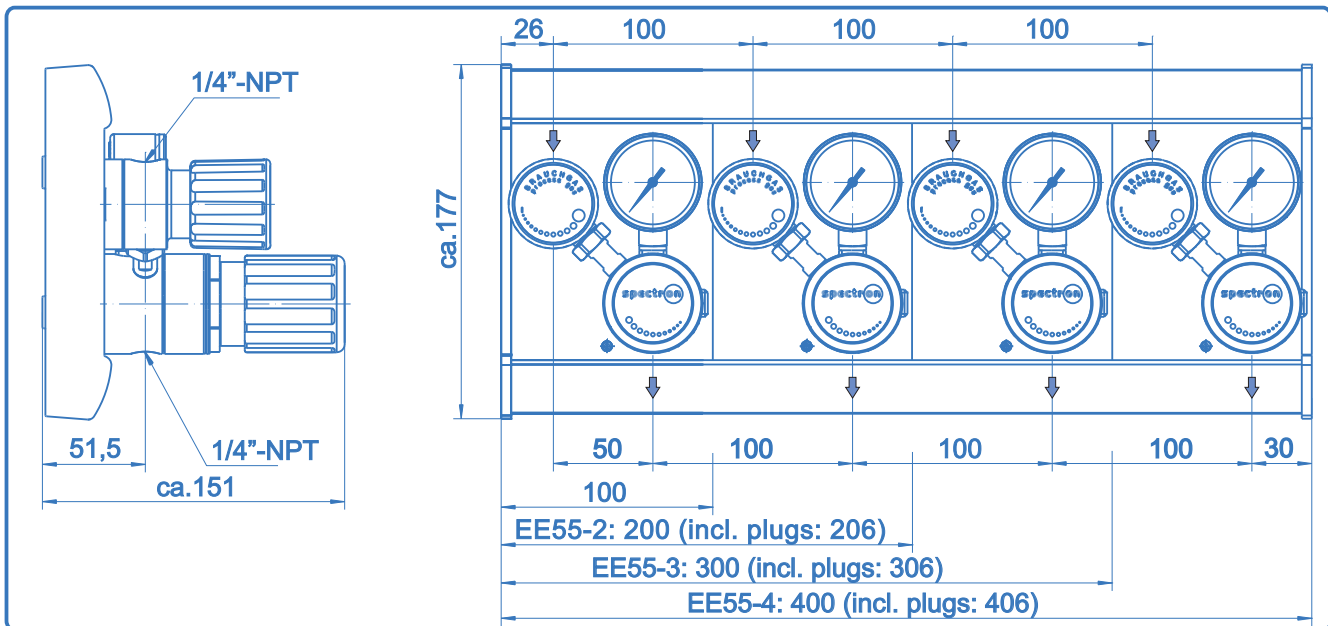
### Technical data

<b>Inlet pressure <math>P_1</math></b>	max. 200 bar
<b>Outlet pressure <math>P_2</math></b>	1,5 / 4 / 10 / 20 / 50 bar
<b>Materials</b>	
Body regulator and valve:	SS 1.4404 (SS 316 L)
Valve seat regulator:	PVDF or EPDM (NH <sub>3</sub> )
Valve seat shut-off valve:	PCTFE
Diaphragm regulator:	Hastelloy C276
Diaphragm valve:	Hastelloy C276
Soft goods:	FKM or EPDM (NH <sub>3</sub> )
Filter:	Sintered SS 1.4404
<b>Connectors</b>	1/4"-NPT-F
<b>Temperature range</b>	-30°C to +60°C
<b>Leak rate</b> (to atmosphere) (via seat)	1x10 <sup>-8</sup> mbar l/s He 1x10 <sup>-6</sup> mbar l/s He
<b>Pressure gauges</b>	Safety pressure gauge ISO5171/K11.6/NG50
<b>Weight</b>	2,5 kg

## Flow curves EE55



# Tapping point EE55



Ordering information:  
Tapping points EE55

Please specify  
gas type with order

EE55 - 1 - 40 - 10 - O

## Type

- 1 - single tapping point
- 2 - double tapping point
- 3 - triple tapping point
- 4 - 4 tapping points

## Inlet pressure $P_1$

- 40 - 40 bar
- 100 - 100 bar
- 200 - 200 bar

## Inlet

- O - top inlet
- U - bottom inlet

## Outlet pressure $P_2$

- 1,5 - 1,5 bar
- 4 - 4 bar
- 10 - 10 bar
- 20 - 20 bar
- 50 - 50 bar
- Higher outlet pressure upon request

## Specifications

- SPECTROCEM - components guarantee maximum quality by using high grade materials and a quality assurance program acc. to ISO 9001.
- All components which come into contact with the medium are cleaned in an ultrasonic cleaning system (CFC-free) with the special cleaning process SPECTRO-CLEAN® and are then baked out.
- SPECTROCEM - components undergo a 100% Helium-leak-test.

## Important note regarding component selection

- In order to assure safe operation it is essential to take the configuration of the whole system into account when selecting a control panel.
- The function of the components, the compatibility of the materials, correlating temperature ranges, correct installation, operation and maintenance in accordance with the relevant regulations are the responsibility of the system designer and the user.

## \*) Important note regarding corrosive gases

Using gas mixtures with corrosive components >1% or very critical applications, we recommend our pressure control panels SE in combination with the purge- and connection block SBE/3.