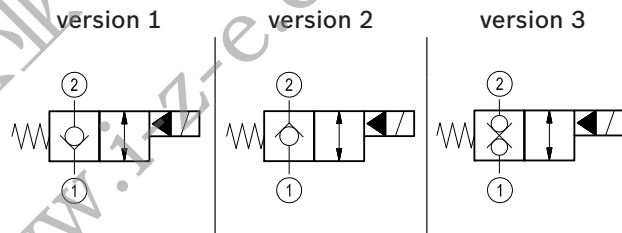
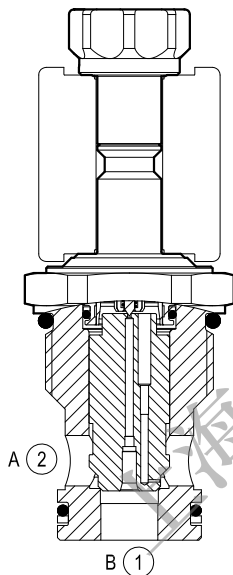


Solenoid operated valves pilot operated poppet type 2-way normally closed

Common cavity, Size 16

VEI-8A-16A-NC

OD.15 - X - 75 - Y - S0



General

Weight	kg (lbs)	0.32 (0.71)
Installation orientation		Optional
Ambient temperature range	°C (°F)	-30 to 60 (-22 to 140)

Hydraulic

Max. operating pressure	bar (psi)	350 (5000)
Max. proof pressure	bar (psi)	420 (6000)
Flow range	l/min. (gpm)	5-150 (1-40)
Fatigue cycle life	cycles	1 million cycles at 350 bar
Max. internal leakage	drops/min.	20
Fluid temperature range	°C (°F)	-20 to 80 (-4 to 176)
Fluids		Mineral-based or synthetics with lubricating properties at viscosities of 20 to 380 mm ² /s (cSt)
Installation torque	Nm (ft-lbs)	80-100 (59-74)
Filtration		Nominal value max. 10µm (NAS 8) ISO 4406 19/17/14
Cavity		CA-16A-2N see RE 18325-75
Seal kit - version 1	code material no.	RG16A2010520100 R901111386
Seal kit - version 2-3	code material no.	RG16A2010530100 R930003262
Seal kit coil	code material no.	RG12A1PNBR7010 R934003958
Other technical data		See data sheet RE 18350-50

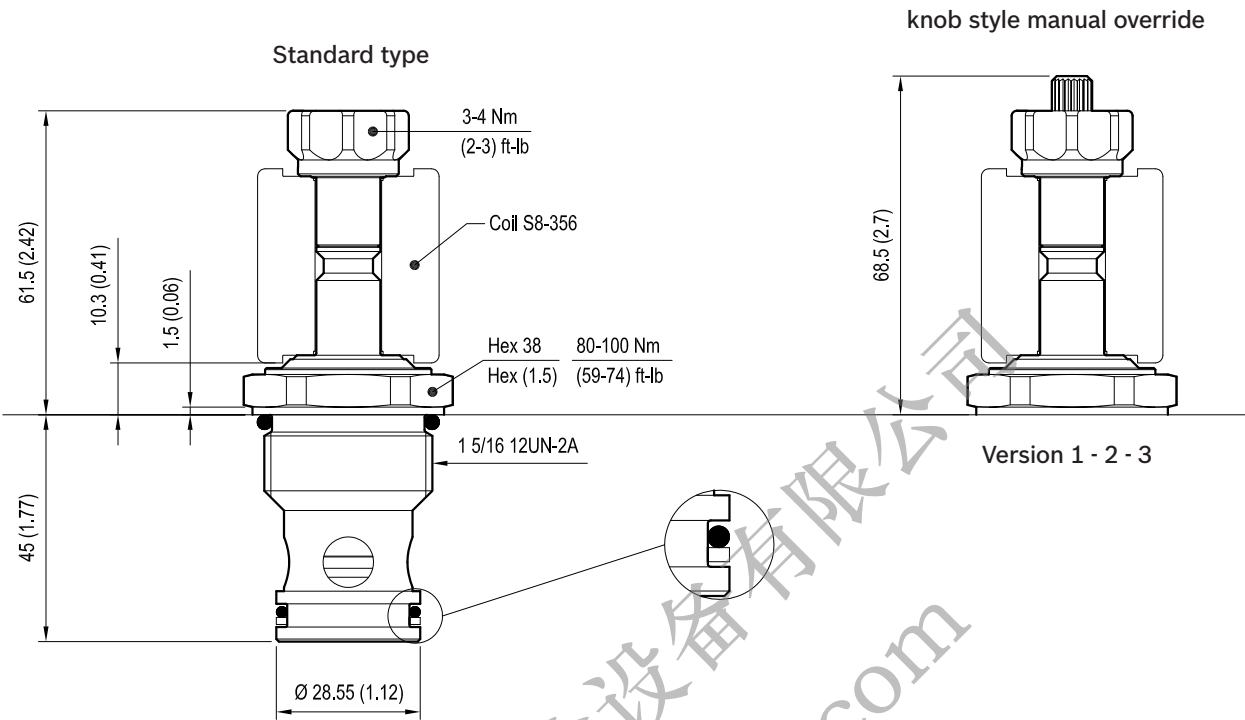
Electrical

Type of voltage	DC voltage
Coil type	S8-356 see RE 18325-90
Supply voltage	See data sheet RE 18325-90
Nominal voltage	± 10%
Power consumption	W 20
Duty cycle coil	% See performance graphs
Type of protection	See data sheet RE 18325-90

Note: Coils must be ordered separately.

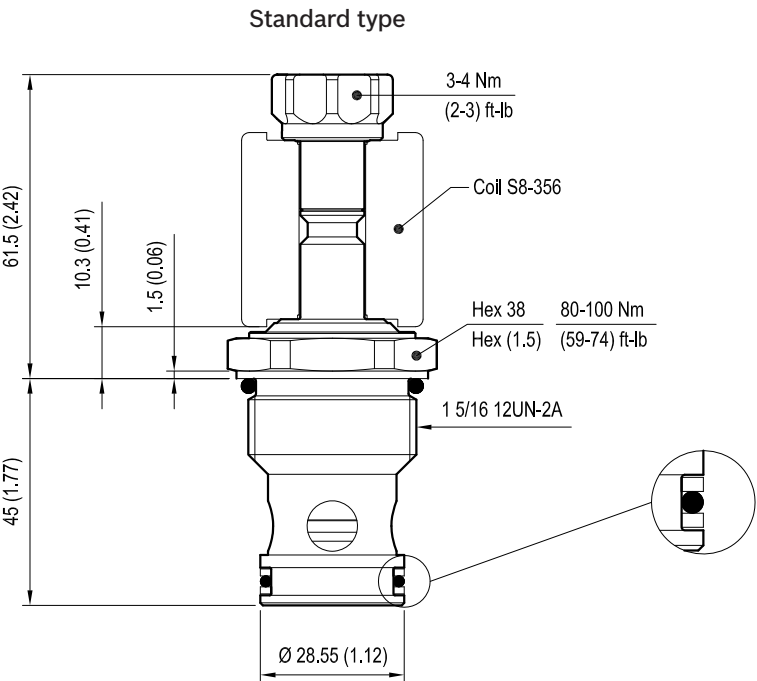
Dimensions

Version 1: Solenoid operated valve, poppet 2-way normally closed



Version 2: Solenoid operated valve, poppet 2-way normally closed

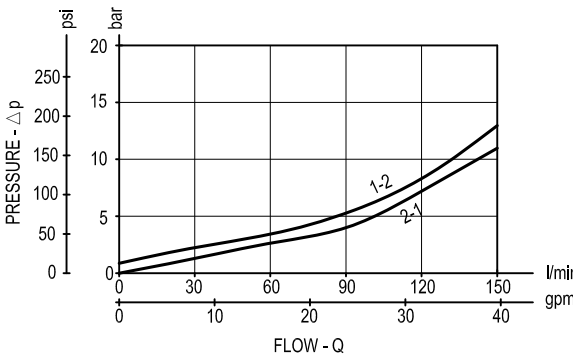
Version 3: Solenoid operated valve, poppet 2-way double lock normally closed



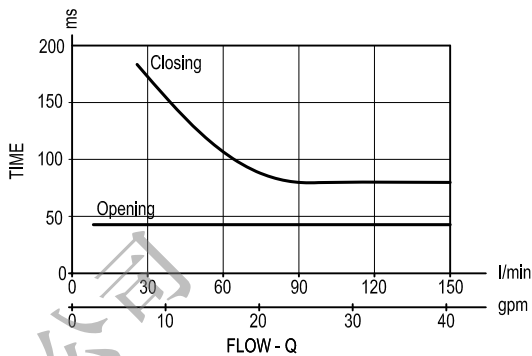
mm (Inches)

Performance graphs

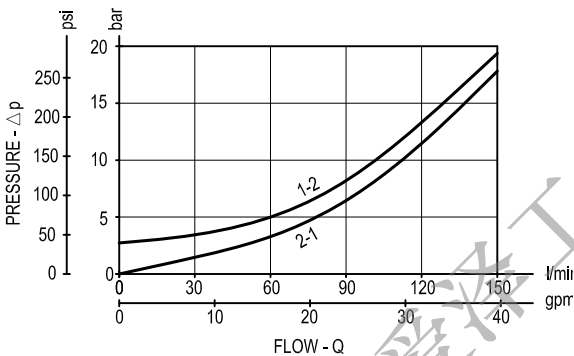
Version 1 - Version 2



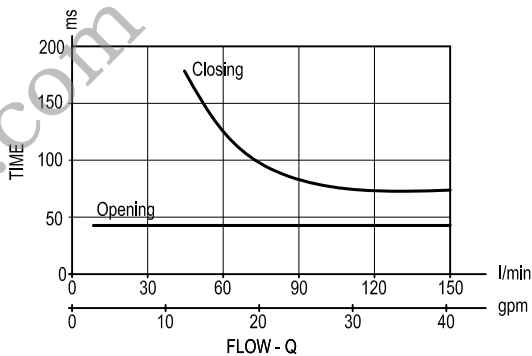
Standard



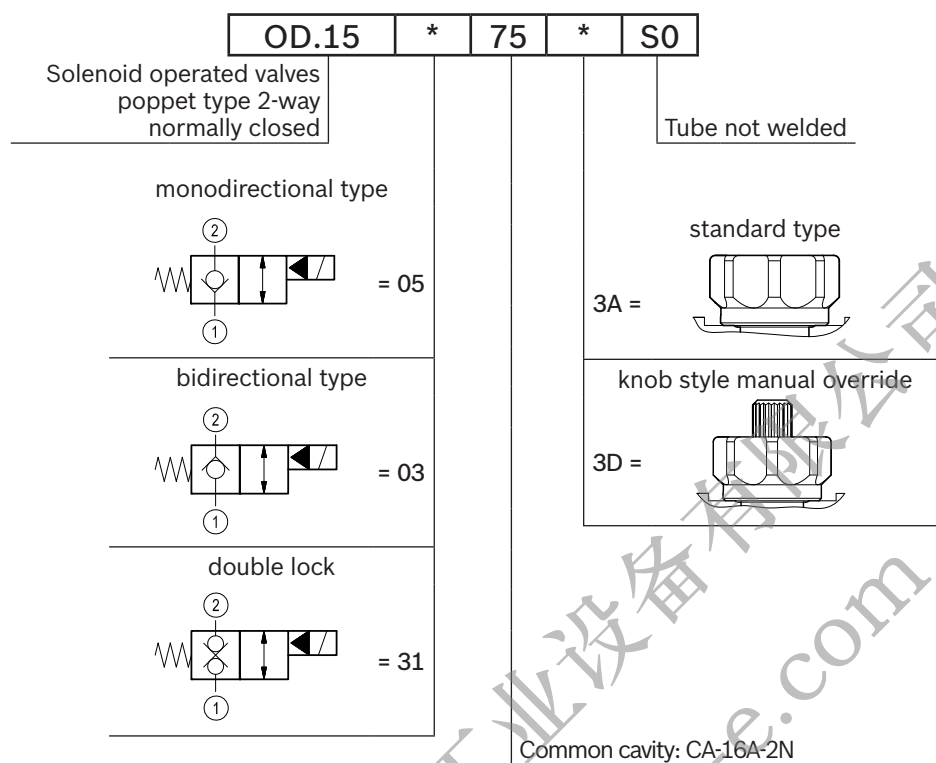
Version 3



Standard



Ordering code



Type	Material number
OD1503753AS000	R901094726
OD1505753AS000	R901094745
OD1505753DS000	R901094746
OD1531753AS000	R901094747
OD1531753DS000	R901094748

[illegible]