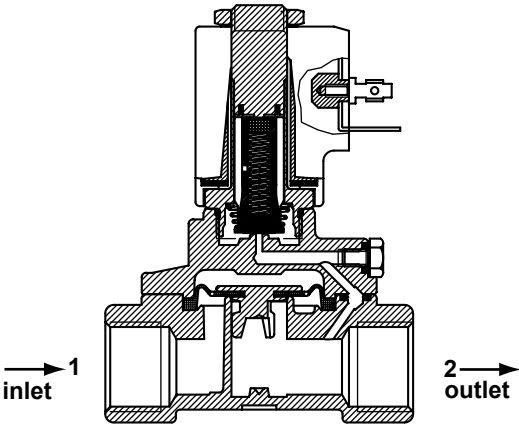


pilot operated solenoid valves

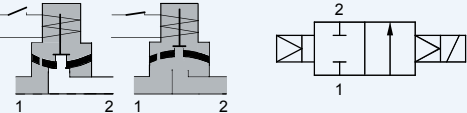
coil 31 mm

general information	
ambient temperature	- 10°C to + 50°C
response time	10 - 18 ms
mounting	in any position
standard seal materials*	NBR, FPM EPDM
dimensions	see page 2/2
coil data	see page 2/2
connector data	see page 2/2

* other seal materials on request



NC

function	symbol	orifice mm	*Kv	pressure range (bar)			nominal power			TABLE A
				min.	max. DC	max. AC	Watt DC	V.A. AC		main code
2/2 normally closed (NC) 										
		13.0	35	0.5	12	12	10	21.5	13.5	U2E113

*l/min. of water with ΔP of 1 bar

order code

U	2	E			
---	---	---	--	--	--

 .

B		0
---	--	---

 .

6		
---	--	--

main code
see table A on this page

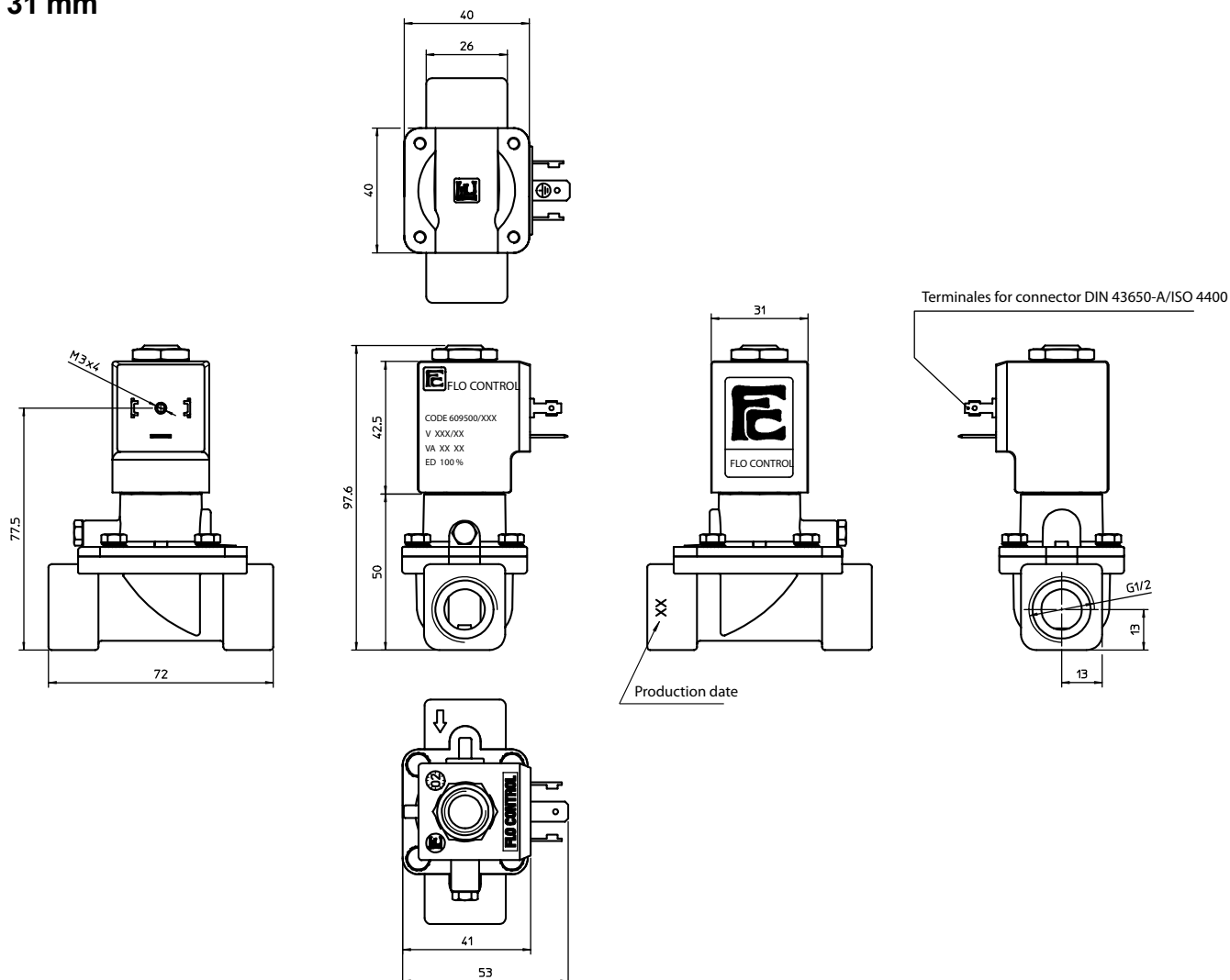
seals	
code	material
B	NBR
V	FPM
E	EPDM

coil code
see table B on page 2/2




pilot operated solenoid valves

coil 31 mm



weight

510 g

coil code		TABLE B		
 FLO CONTROL CODE 609500/XXX V XXX/XX VA XX XX ED 100 %	*voltages	code		
		~ 50 Hz	~ 60 Hz	= DC
	12	-	-	666
	24	611	644	671
	48	616	-	676
	110	621	-	681
	115	-	653	-
	220	631	-	-
	230	638	659	-
	380	640	-	-

* other voltages and wattages on request

coil specification	
wire insulation	class H180° C
encapsulation	class F155° C
encapsulation mat.	nylon
energising duration	100% at +20° C ambient
voltage tolerance	- 10% +15% of nominal voltage
*power consumption	AC 13,5 VA - DC 10 Watt
electrical connection	DIN 43650/A (2P+ earth)
cable connection	Pg 9 (for cable dia. 6-8mm)
protection class	IP 65 (with connector)

connector (not included, must be ordered separately)

code

Z10031

FLO CONTROL

Solenoid Valves

