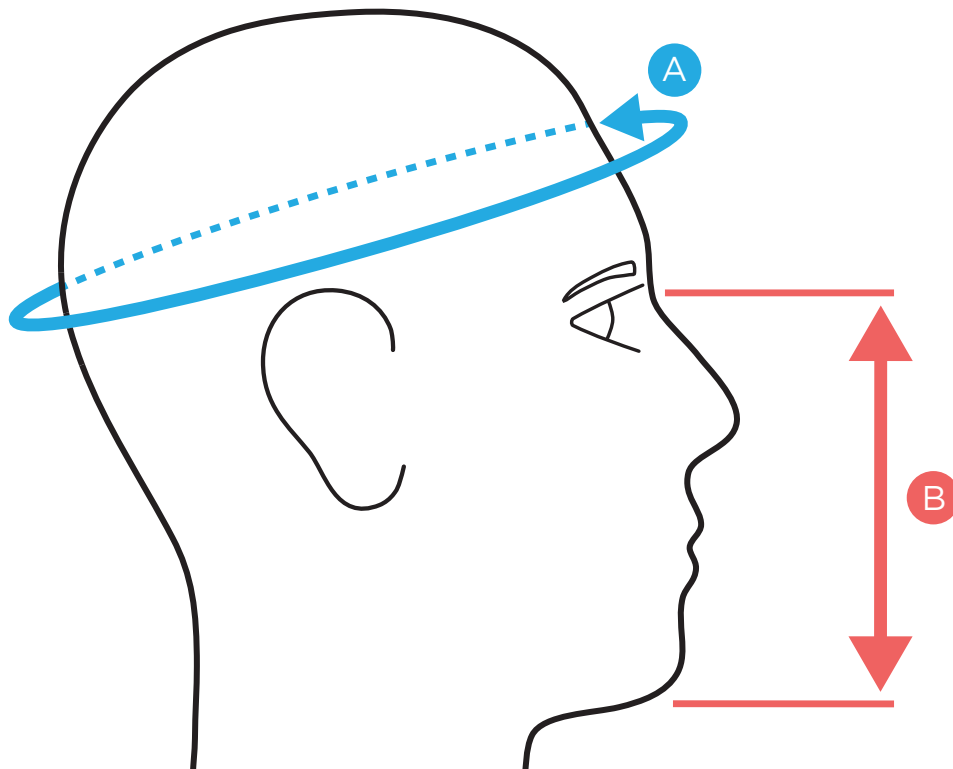


## HOOD & MOLDED FACE SEAL SIZING GUIDE



### A HOOD SIZING

To determine your correct hood size, measure the circumference of your head.










### B FACE SEAL SIZING

To determine your correct face seal size, measure from the bottom of your chin to the bridge of your nose.

### CHART GUIDE

After A hood size and B face seal size have been taken, use the chart to determine the part number that corresponds with your Band Mask® model KMB-28/KMB-18.

## B FACE SEAL SIZE

		 <b>SMALL</b> LESS THAN 4.5 in 11.4 cm		 <b>MEDIUM</b> 4.5-5 in 11.4-12.7 cm		 <b>LARGE</b> GREATER THAN 5 in 12.7 cm	
		KMB-18		KMB-18		KMB-18	
HOOD SIZE	A  <b>SM/MED</b> LESS THAN 23 in 58.4 cm	 <b>525-730</b> <b>525-734</b>		 <b>525-731</b> <b>525-735</b>		SM/MED HOOD IS NOT AVAILABLE WITH LARGE FACE SEAL	
	 <b>LARGE</b> GREATER THAN 23 in 58.4 cm	LARGE HOOD IS NOT AVAILABLE WITH SMALL FACE SEAL		 <b>525-732</b> <b>525-736</b>		 <b>525-733</b> <b>525-737</b>	