

RE 18323-03/01.10

1/4

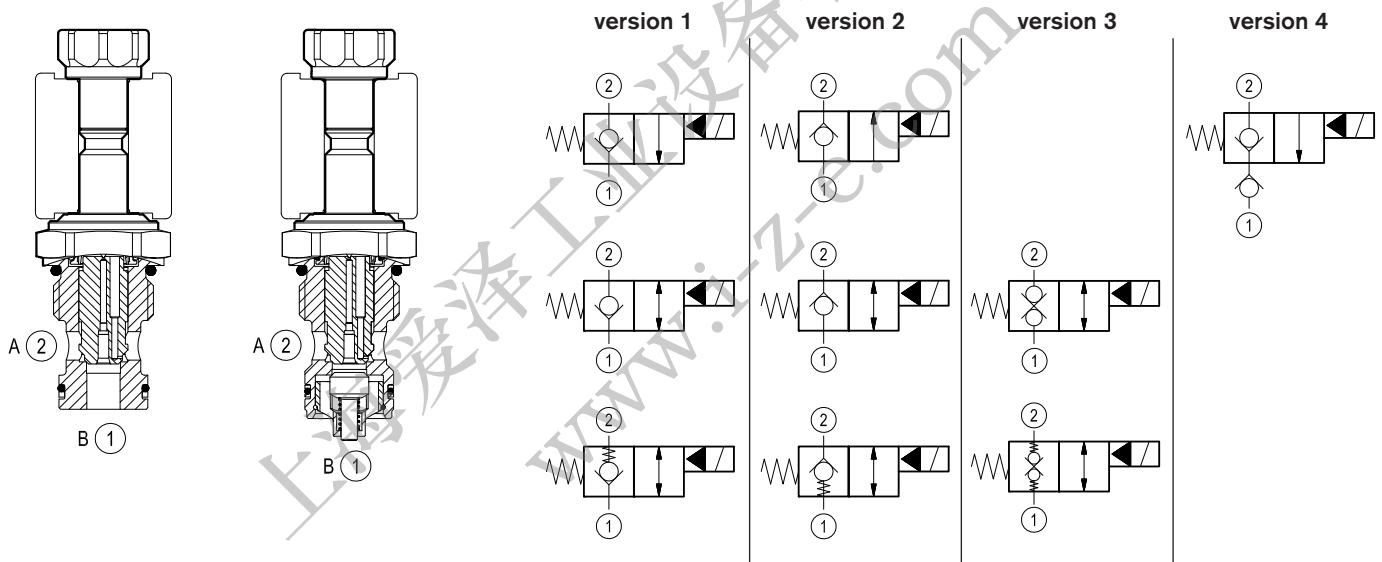
Replaces: 01.06

Solenoid operated valves pilot operated poppet type 2-way normally closed

Special cavity, 017-E

VEI-8A-09-NC

OD15 - X - 17 - Y - Z



General

Weight	kg (lbs)	0.24 (0.53)
Installation orientation		Optional
Ambient temperature range	°C (°F)	-30 to 60 (-22 to 140)

Hydraulic

Max. operating pressure	bar (psi)	350 (5000)
Flow range	l/min. (gpm)	2-70 (0.5-18)
Max. internal leakage	drops/min.	20
Fluid temperature range	°C (°F)	-20 to 80 (-4 to 176)
Fluids		Mineral-based or synthetics with lubricating properties at viscosities of 20 to 380 mm ² /s (cSt)
Installation torque	Nm (ft-lbs)	54-66 (40-49)
Filtration		Nominal value max. 10µm (NAS 8) ISO 4406 19/17/14
Cavity		017-E see RE 18325-75
Line bodies		See data sheet RE 18325-85
Seal kit - version 1	code material no.	RG17E201052010 R934003562
Seal kit - version 2-3-4	code material no.	RG17E201053010 R934003563
Seal kit coil	code material no.	RG12A1PNBR7000 R934003591
Other technical data		See data sheet RE 18350-50

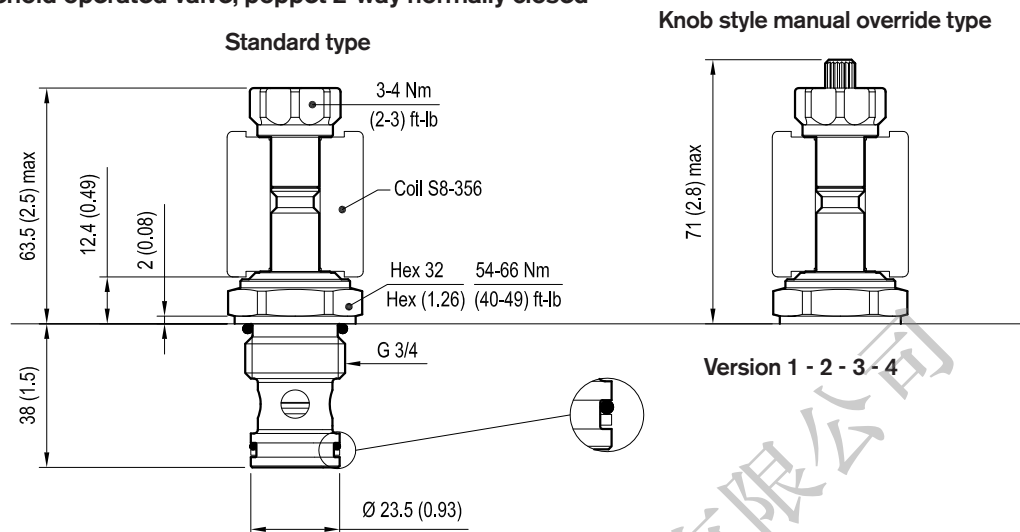
Electrical

Type of voltage	DC voltage
Coil type	S8-356 see RE 18325-90
Supply voltage	See data sheet RE 18325-90
Nominal voltage	± 10%
Power consumption	W 20
Duty cycle coil	% See performance graphs
Type of protection	See data sheet RE 18325-90

Note: Coils must be ordered separately.

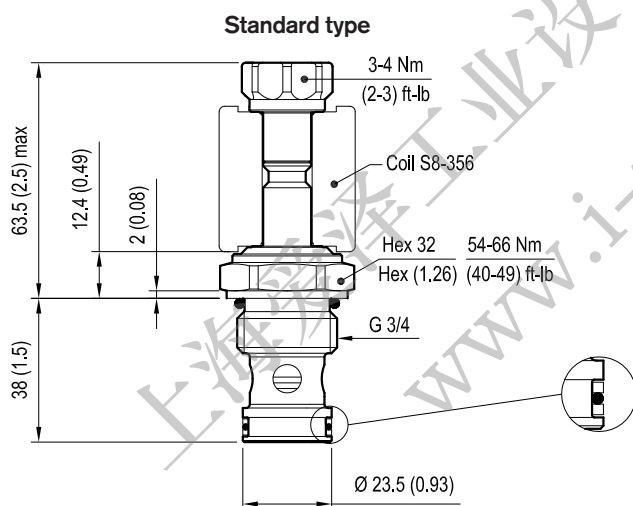
Dimensions

Version 1: Solenoid operated valve, poppet 2-way normally closed

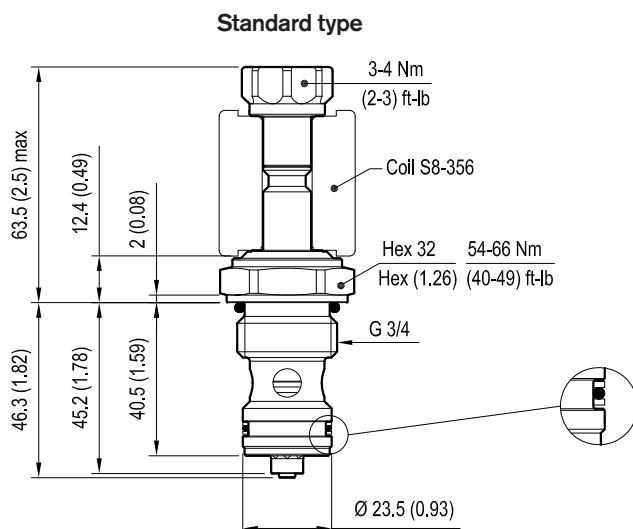


Version 2: Solenoid operated valve, poppet 2-way normally closed

Version 3: Solenoid operated valve, poppet 2-way double lock normally closed



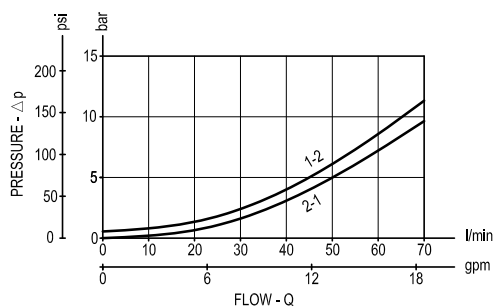
Version 4: Solenoid operated valve, poppet 2-way normally closed



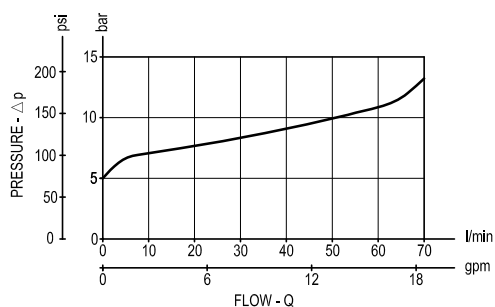
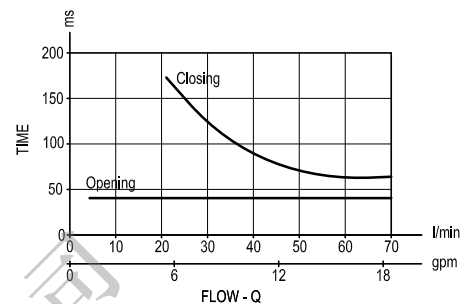
mm (Inches)

Performance graphs

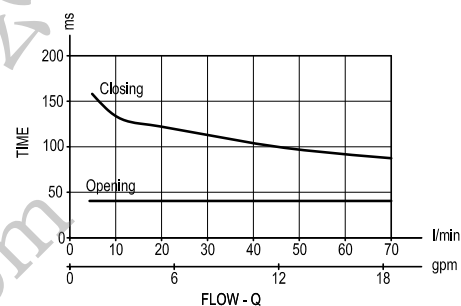
Version 1 - Version 2



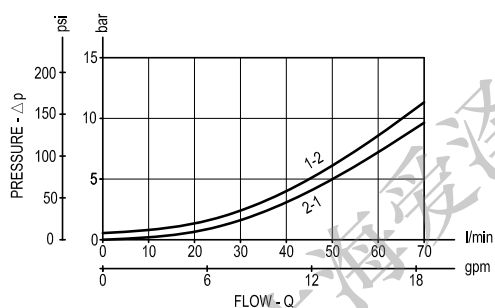
Standard



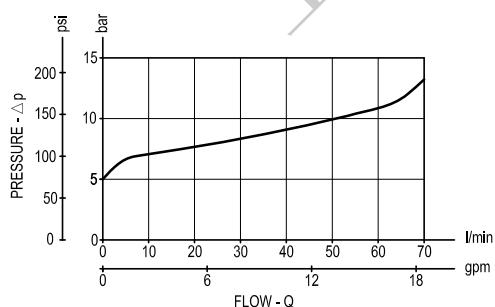
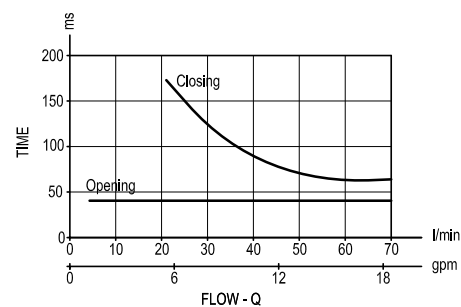
Extra spring



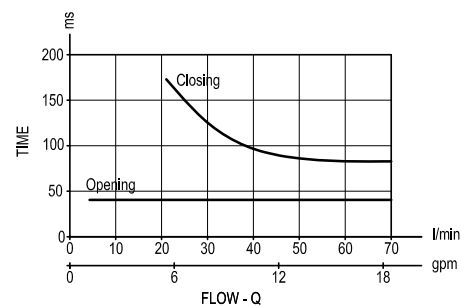
Version 3



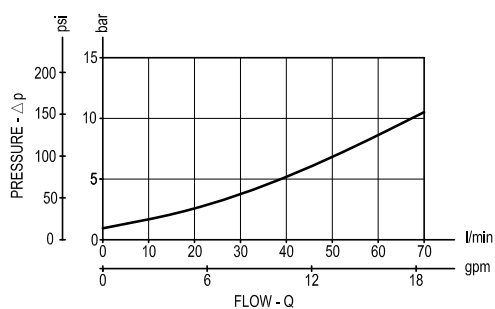
Standard



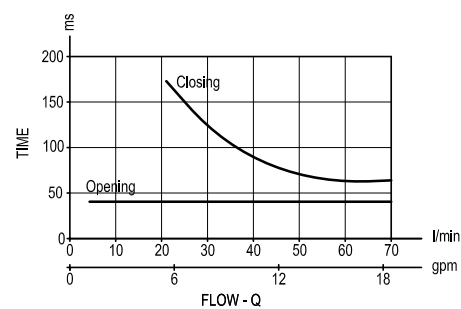
extra spring



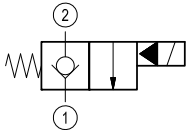
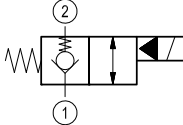
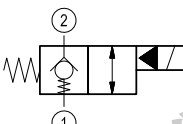
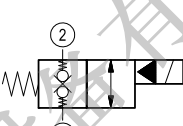
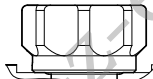
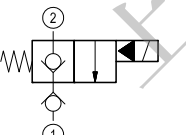
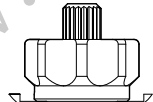
Version 4



Standard



Ordering code

OD.15				
Solenoid operated valves poppet type 2-way normally closed				
monodirectional type				S0 = Tube not welded
 = 01				S8 = Tube not welded with extra spring
bidirectional type				 for X= 05
monodirectional type				 for X= 03
bidirectional type				 for X= 31
bidirectional type				standard type
bidirectional type				3A = 
monodirectional type				knob style manual override
 = 11				3D = 
Special cavity: 017-E				

Type	Material number
OD1501173AS000	R901176045
OD1501173DS000	R934000679
OD1503173AS000	R901113664
OD1503173AS800	R934000773
OD1503173DS000	R901180257
OD1503173DS800	R934003061
OD1505173AS000	R901113673
OD1505173AS800	R901119220
OD1505173DS000	R901125249

Type	Material number
OD1505173DS800	R934000846
OD1509173AS000	R934001038
OD1509173DS000	R934001039
OD1511173AS000	R934001072
OD1511173DS000	R934001075
OD1531173AS000	R901113682
OD1531173AS800	R934001116
OD1531173DS000	R934001120
OD1531173DS800	R934003111