


Centrifugal Fans

Types	Ident No.			f	V ₁	Max	P	T _{amb}	Weight	Noise
	rotor version only	with housing		Hz	V	volume m ³ /h	W	max °C	kg	dB
SKF 17 A-230-01	VE001900			50 / 60	230	850 / 930	110 / 120	70	2	74
SKF 17 A-230-11		30752817		50 / 60	230	850 / 930	110 / 120	70	2	74
SKF 17 A-115-01	VE001902	30752819 ¹⁾		50 / 60	115	820 / 920	300	75	2	
SKF 17 B-230-01	30138251			50 / 60	230	1080 / 1200	230	70	2,8	73 / 75
SKF 17 B-230-11		30146830		50 / 60	230	1080 / 1200	230	70	2,8	73 / 75
SKF N4-230-01	VE001951			50 / 60	230	1500 / 1700	210 / 280	80 / 70	3,1	76 / 78

¹⁾ UL approved fan

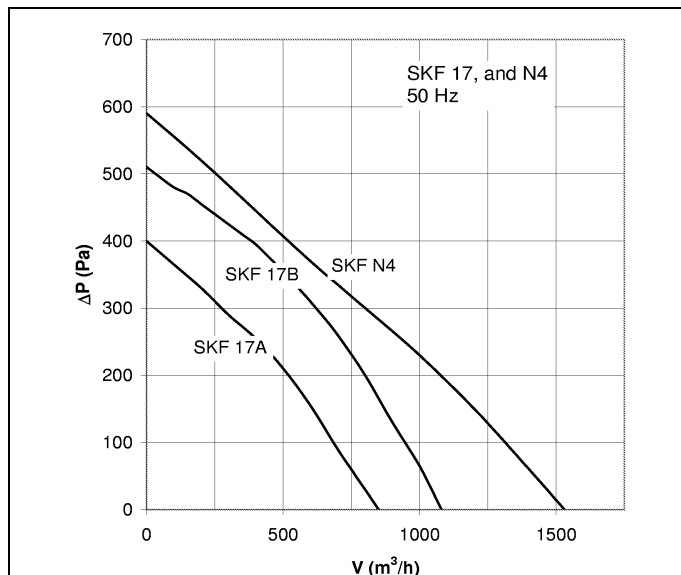
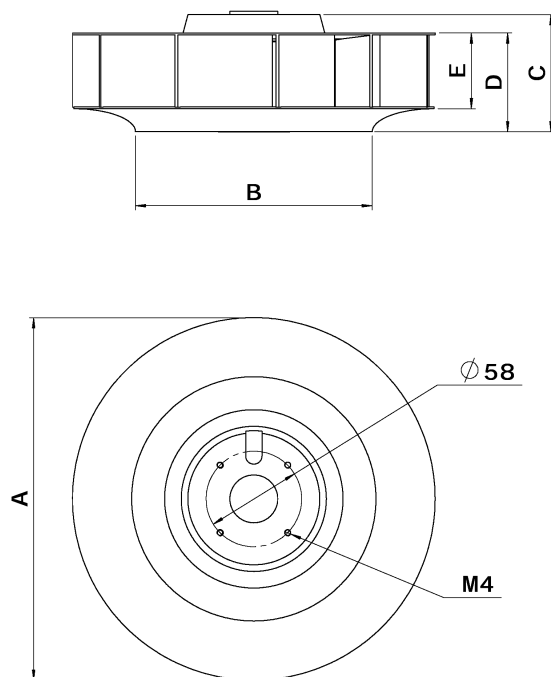


Fig. 1 Characteristic pressure drop vs. air flow centrifugal

Features

- Integrated thermo contact
- Long-life, maintenance free ball bearings
- available in complete housings
- Extraction fan
- Integrated capacitor

Dimensions in mm

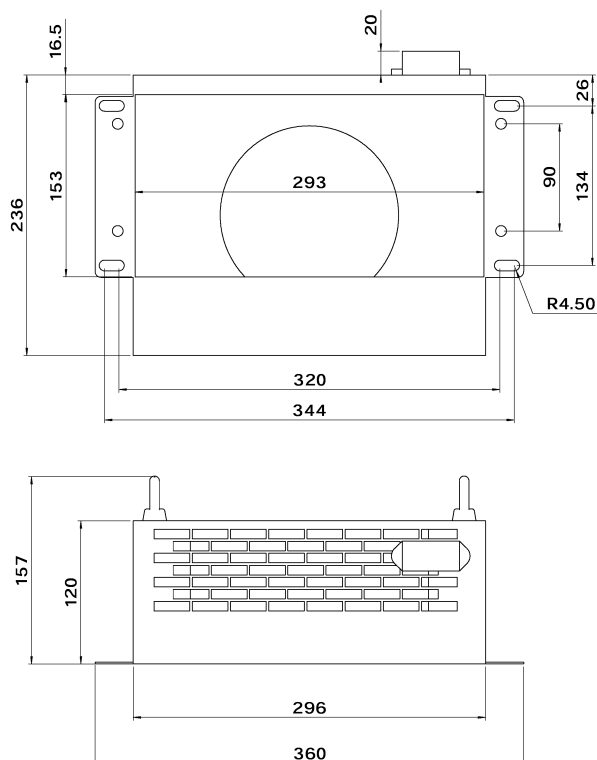


	Radius			Height	
	External (A)	Internal (B)	Total (C)	Rotor (D)	Fin (E)
SKF 17 A	220	159	71	63	45
SKF 17 B	227	153	99	88	64
SKF N4	252	172	99	84	57

Rotor version only

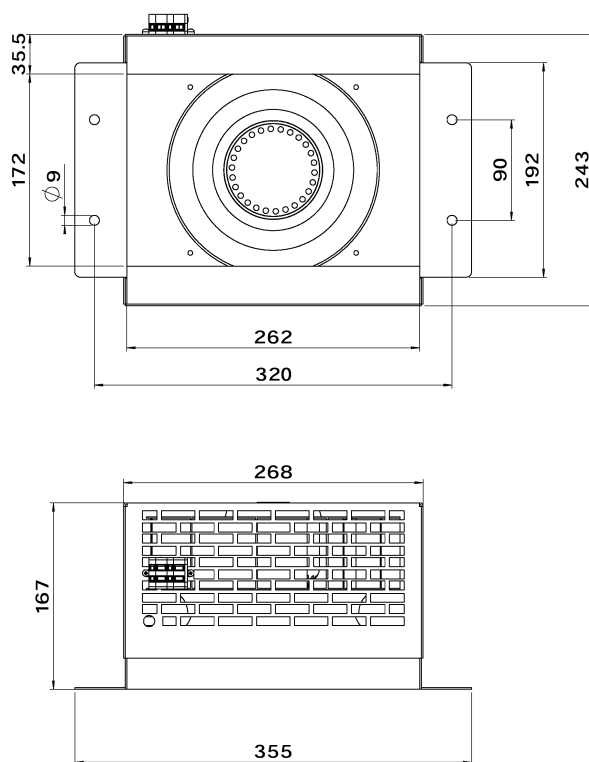
Centrifugal Fans

Dimensions in mm



SKF 17 A

Dimensions in mm



SKF 17 B