



If it's about precision, it's O'Keefe.

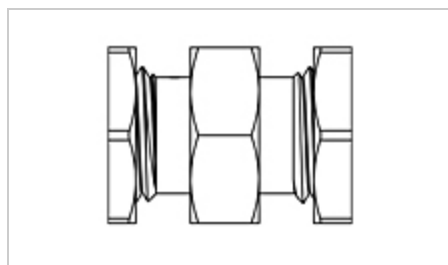
O'Keefe Controls Co.

4 Maple Drive

Monroe, CT 06468

Part Number IC-4006-35-SS, Compression Fittings - Tube Union, 1/4 inch OD, Type IC-4006

Precision orifice assemblies that adapt to common fittings used in the process industry. Press-fit inserts are used with standard compression tube fittings to form a precision orifice assembly. The fittings shown here are for 1/4" OD tubing, or 3/16" OD tubing.



[Specifications](#) | [Dimensions](#) | [Application](#) | [Advantages](#) | [Flow Data](#)

Specifications

Material

316 SS

Nominal Orifice Size

35

C_v	0.028
Maximum Operating Pressure	4000 psig
Maximum Pressure Differential	200 psid
Connection A	1/4" OD Tube Compression
Connection B	1/4" OD Tube Compression
Screened	None

Dimensions

Orifice Diameter	0.035 in
Orifice Diameter Accuracy	±0.0005 in
Width Across Flats (Hex)	9/16 in
Total Length	1.61 in
Width Across Flats (Hex) 2	1/2 in

Application

Compression fittings are used with a metal or rigid plastic tubing. These fittings are used in instrumentation for process control systems. The nature of the connectors allow for easy disassembly and re-assembly without the need for teflon tape or sealants.

Advantages

- High Pressure Capability
- Bi-directional Flow
- Economical Precision Orifice

- Repeatable Orifice Size and Shape
- Predictable Flow Rate

Flow Data

Air Flow at Pressure - Standard Cu. Ft. Per Hour (SCFH)

1 psig: 7.37
 5 psig: 16.3
 10 psig: 22.5
 15 psig: 27.8
 20 psig: 32.4
 25 psig: 37.5
 30 psig: 42.4
 40 psig: 52.5
 50 psig: 62.5
 60 psig: 72.7
 70 psig: 83.1
 80 psig: 93.0
 90 psig: 106
 100 psig: 114

Air Flow at Vacuum - Standard Cu. Ft. Per Hour (SCFH)

5 In. Hg.: 10.4
 10 In. Hg.: 13.1

Air Flow at Vacuum, Choked Flow - Standard Cu. Ft. Per Hour (SCFH)

15 In. Hg.: 13.8
 20 In. Hg.: 13.8
 30 In. Hg.: 13.8

Air Flow at Pressure - Standard Liters Per Minute (SLPM)

1 psig (6.9 kPag): 3.48
 5 psig (34.5 kPag): 7.67
 10 psig (69.0 kPag): 10.6
 15 psig (103.4 kPag): 13.1
 20 psig (137.9 kPag): 15.3
 25 psig (172.4 kPag): 17.7
 30 psig (206.9 kPag): 20
 40 psig (275.8 kPag): 24.8
 50 psig (344.8 kPag): 29.5
 60 psig (413.7 kPag): 34.3
 70 psig (482.7 kPag): 39.2
 80 psig (551.6 kPag): 44
 90 psig (620.6 kPag): 50
 100 psig (689.5 kPag): 53.9

Air Flow at Vacuum - Standard Liters Per Minute (SLPM)

5 In. Hg. (127 Mm. Hg.): 4.92
 10 In. Hg. (254 Mm. Hg.): 6.18

Air Flow at Vacuum, Choked Flow - Standard Liters Per Minute (SCFH)

15 In. Hg. (381 Mm. Hg.): 6.5
 20 In. Hg. (508 Mm. Hg.): 6.5
 30 In. Hg. (762 Mm. Hg.): 6.5

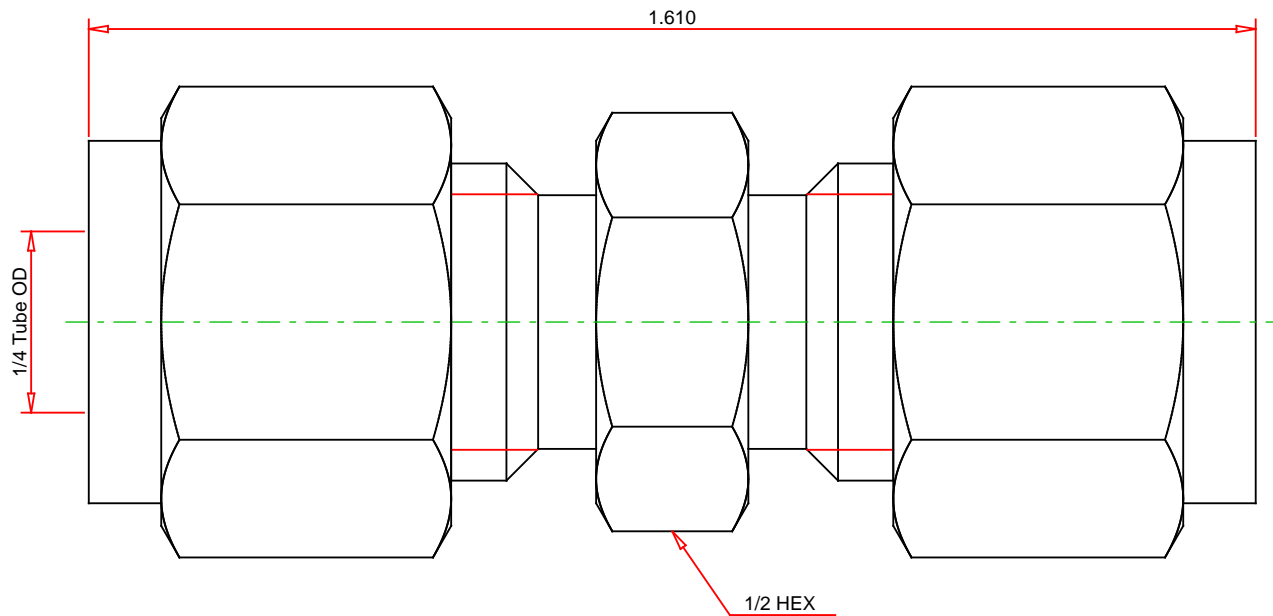
Water Flow - Gallons/minute (GPM)

1 psig: 0.028
 2 psig: 0.040
 3 psig: 0.048
 4 psig: 0.056
 5 psig: 0.063
 6 psig: 0.069
 7 psig: 0.074
 8 psig: 0.079
 9 psig: 0.084
 10 psig: 0.089
 15 psig: 0.108
 20 psig: 0.125
 30 psig: 0.153
 40 psig: 0.177
 50 psig: 0.198
 60 psig: 0.217
 70 psig: 0.234
 80 psig: 0.250
 90 psig: 0.266
 100 psig: 0.280

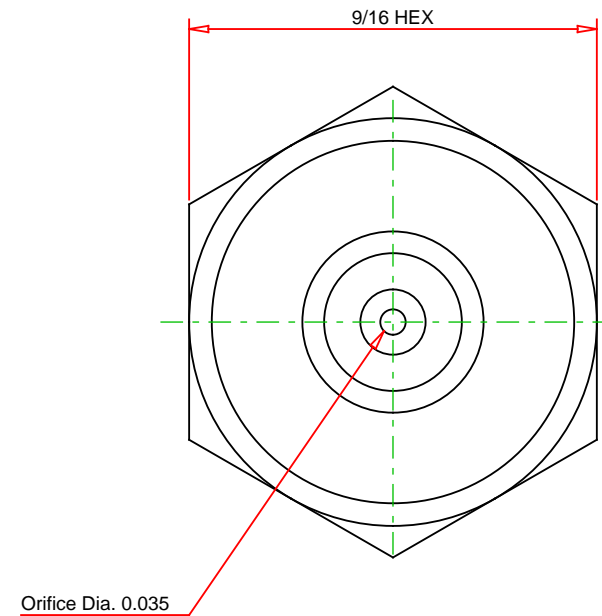
Water Flow - Liters/minute (LPM)

1 psig (6.9 kPag): 0.106
 2 psig (13.8 kPag): 0.150
 3 psig (20.7 kPag): 0.184
 4 psig (27.6 kPag): 0.212
 5 psig (34.5 kPag): 0.237
 6 psig (41.4 kPag): 0.260
 7 psig (48.3 kPag): 0.280
 8 psig (55.2 kPag): 0.300
 9 psig (62.1 kPag): 0.318
 10 psig (69 kPag): 0.335
 15 psig (103.4 kPag): 0.411
 20 psig (137.9 kPag): 0.474
 30 psig (206.9 kPag): 0.581
 40 psig (275.8 kPag): 0.67
 50 psig (344.8 kPag): 0.749
 60 psig (413.7 kPag): 0.821
 70 psig (482.7 kPag): 0.887

	80 psig (551.6 kPag): 0.948 90 psig (620.6 kPag): 1.006 100 psig (689.5 kPag): 1.060
Flow Data Status	Generic



→
FLOW DIRECTION



Part No.: IC-4006-35-SS

Compression Fittings - Tube Union, 1/4 inch OD, Type IC-4006

- Drawing Not to Scale
- Dimensions Subject to Change
- Dimensions in Inches

- RoHS Compliant
- REACH Compliant
- Does Not Contain Any Conflict Minerals



This template has been prepared for informational purposes pursuant to specifications provided by you and at your request. Template dimensions are for reference only and subject to change, non-specified dimensions may not be accurate. Please contact O'Keefe Controls Co. for more information. Each reader of the template should consult with his or her own qualified engineer prior to using the template in whole or in part.