

100-625 Pressure Transducers

Accessories

DTRAN1906X012

Specifications

For other materials or modifications, please consult TESCO.

OPERATING PARAMETERS

Pressure rating per criteria of ANSI/ASME B31.3

100 Series

Full Scale Accuracy: +/- 0.25%

Ports: 1/4" NPT (external)

Connections: Mini Hirschmann

Output Signal: 4-20 mA

200 Series

Full Scale Accuracy: +/- 0.25%

Ports: 1/4" NPT (external)

Connections: Mini Hirschmann

Output Signal: 0-10 VDC

300 Series

Full Scale Accuracy: +/- 0.50%

Ports: 1/4" NPT (external)

Connections: Hirschmann

Output Signal: 4-20 mA

615 Series

Full Scale Accuracy: +/- 0.125%

Ports: 1/2" NPT (external)

Connections: Hirschmann

Output Signal: 4-20 mA

625 Series (intrinsically safe)

Full Scale Accuracy: +/- 0.25%

Ports: 1/2" NPT (external)

Connections: Hirschmann

Output Signal: 4-20 mA

OTHER

Includes Mating Connector

Compensated Temperature Range: 32°F to 175°F / 0°C to 79°C

Repeatability of +/- 0.05% full scale

Response time is less than 1 mS (100, 200, 615, 625 Series)

Response time is less than 4 mS (300 Series)



TESCOM Pressure Transducers are used in heavy duty applications requiring high accuracy and durability. The 100-625 Series utilize diffused semiconductor and sputtered thin film strain gauge technology. Pressure ranges come in all the standard values from -30 inch-Hg to 15,000 psig / -1.0 to 1034 bar including absolute transducers to 300 psia / 20 bar. Higher pressure ranges available in some series models. Pressure Transducers offer full scale accuracies of 0.5%, 0.25%, and 0.125%. The 625 Series is an intrinsically safe rated pressure transmitter.

Applications

- Used with the TESCO ER5000 Electropneumatic Controller
- Ideal for use in ER5000 applications where an external feedback signal is required

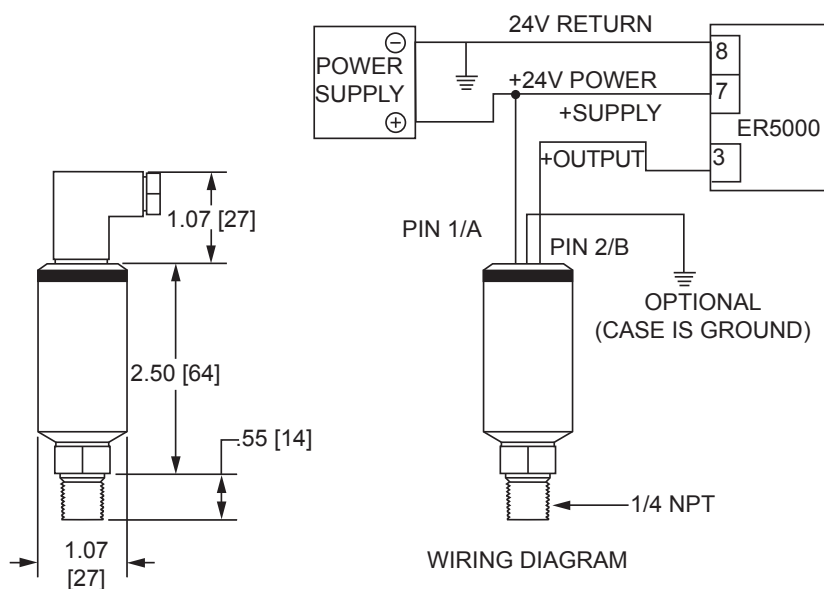
Features and Benefits

- Provides extremely stable and repeatable hydraulic and pneumatic pressure measurements
- Suitable for a wide variety of industrial, laboratory, and test applications
- Provides significant immunity to noise due to RFI (walkie-talkie), EMC (electrical noise from motors), and ESD (static electricity generated in the application)¹

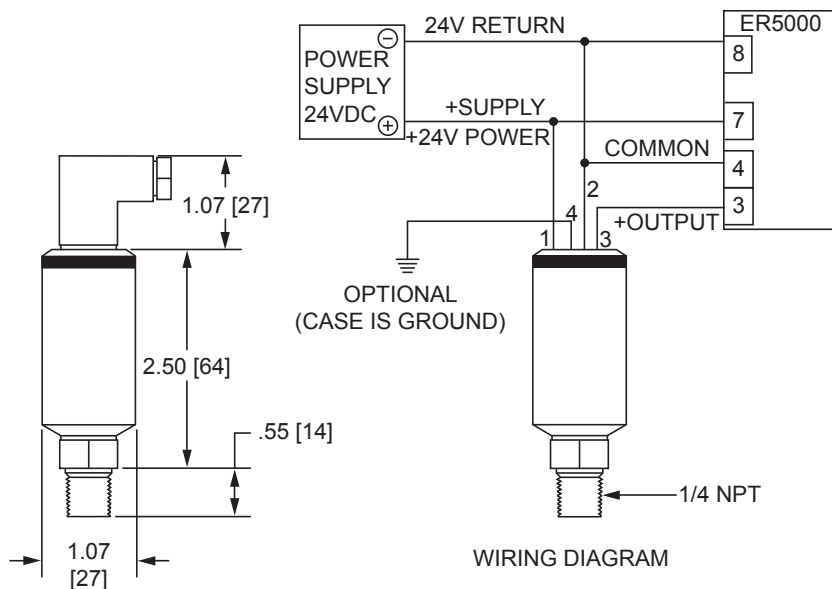
¹. Indicated by The CE marking, a requirement for sale in Europe

100-625 Pressure Transducers Accessories Drawings

100 SERIES



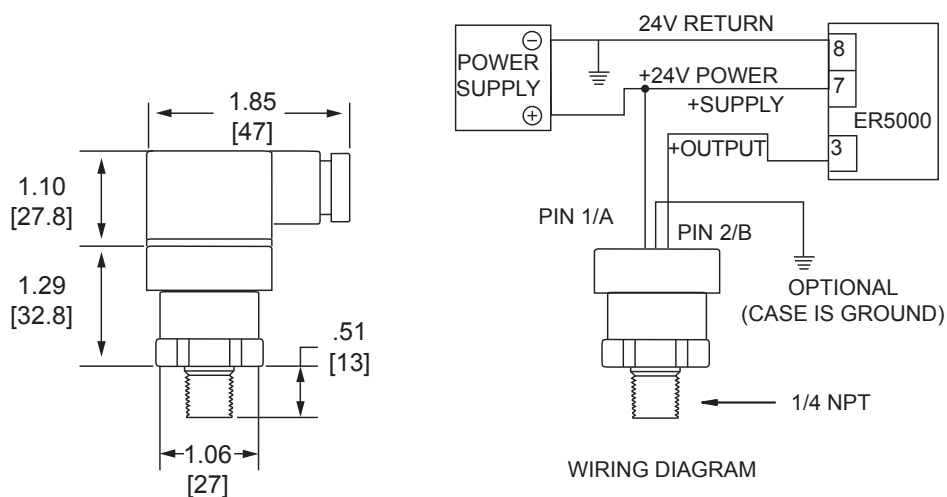
200 SERIES



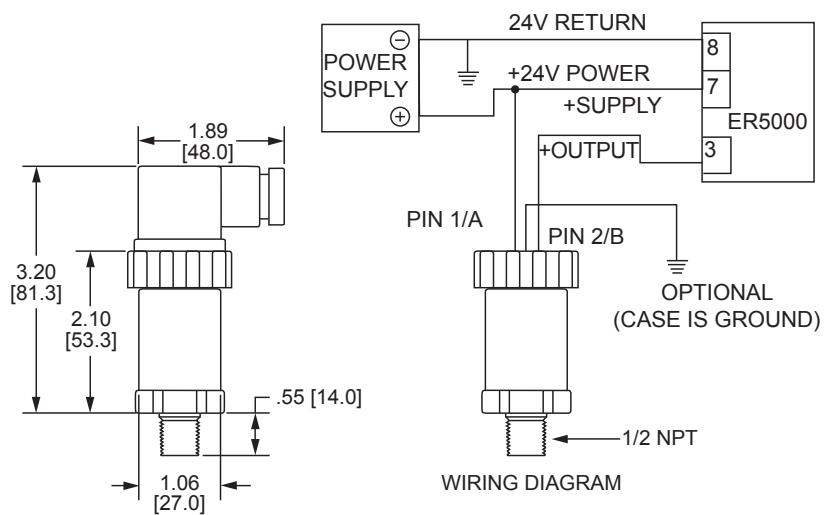
All dimensions are reference and nominal
Metric [millimeter] equivalents are in brackets

100-625 Pressure Transducers Accessories Drawings

300 SERIES



615/625 SERIES



All dimensions are reference and nominal
Metric [millimeter] equivalents are in brackets

100-625 Pressure Transducers Part Number Selector

Repair Kits, Accessories & Modifications may be available for this product. Please contact TESCOM for more information.

Example for selecting a part number:

100 - 300		A - 2127			
BASIC SERIES	PRESSURE RANGE*	VACUUM AND PSIA OPTIONS	CONNECTION		
			SERIES	SIZE	
100 200 300 615 625	30" Vac to 15,000 psig / 1034 bar	A – Absolute V – Vacuum Blank – Gauge	2127	100	1/4" NPT
			2527	200	1/4" NPT
			1128	300	1/4" NPT
			2128	615	1/4" NPT
			2188	615	1/2" NPT
			1128	625	1/4" NPT
			1188	625	1/2" NPT
	* 615 Series is available up to 60,000 psig / 4137 bar				