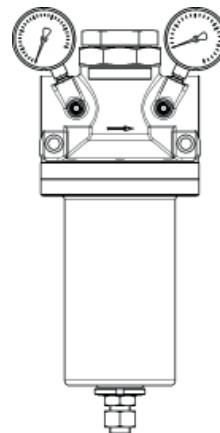


Pressure regulator U47

spectrotec



Pressure regulator
U47 W9 U-NFG-40-20



Product features

- Diaphragm / piston pressure regulator
- For non-corrosive industrial gases
- Single-stage with high control accuracy
- High flow pressure regulator
- Central filter in the pressure regulator
- Safety pressure gauge acc. to DIN ISO 5171
- Pressure regulator with integrated relief valve
- Pressure regulator for oxygen with filter in inlet fitting
- Accessories like wall brackets and in-/outlet fittings are also available

*Pressure regulator with special soldered inlet fitting
Not suitable for oxygen!

Technical data

Type	single-stage
Flow rate Q	max. 2.000 m ³ /h
Inlet pressure P₁	max. 16 / 40 / 200 / 250* / 300* bar
Outlet pressure P₂	max. 150 bar see table below
Materials	
Body:	brass
Bonnet:	Alu (powder coated)
Valve seat:	PTFE
Diaphragm P ₂ max. 40 bar:	W6: NBR / W9: EPDM
Piston P ₂ > 40 bar:	brass
In- and outlets	
Inlet:	G 1 1/2" female
Outlet:	G 1 1/2" female
Pressure gauge ports:	G 1/4" female
Outlet relief valve:	G 3/4" female
Temperature range	-30°C to +60°C
Leak rate	<10 ⁻³ mbar l/s He
Weight	ca. 14,5 kg

Performance factors and outlet pressures to find the flow rates of the pressure regulators U47

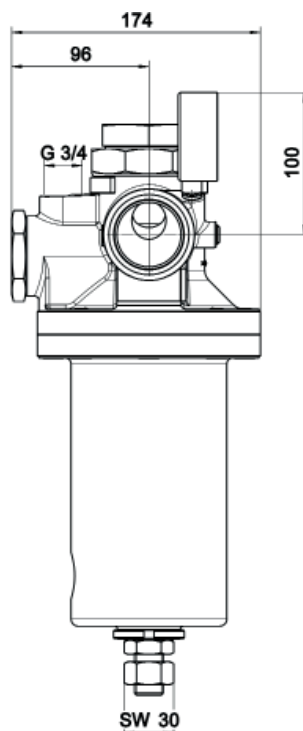
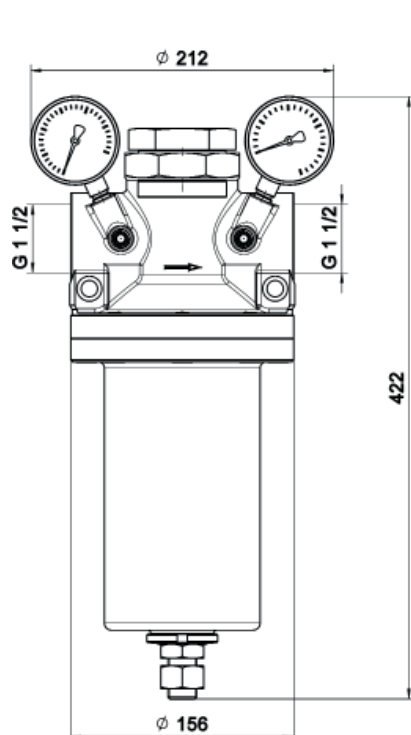
Series		U47W9				U47W6	U47K3	
Type		K	S	T	U	F	B	C
Performance factor	L ₅ (5% pressure drop)	7	8,5	9,5	9,5	4,5	4,5	5,5
	L ₁₀ (10% press. drop)	8,5	10	11	11	6	6	7
	L _{max}	9	11	11	11	7,5	7,5	8,5
Outlet pressure P ₂ [bar]	at 16 bar inlet press.	-	4	-	-	-	-	-
	at 40 bar inlet press.	25	-	13	20	-	-	-
	at 200 bar inlet press.	25	-	-	-	40	100	150
Outlet pressure variations [%] relating to inlet pressure variation		1,5	5			3	5	5

Pressure regulator U47

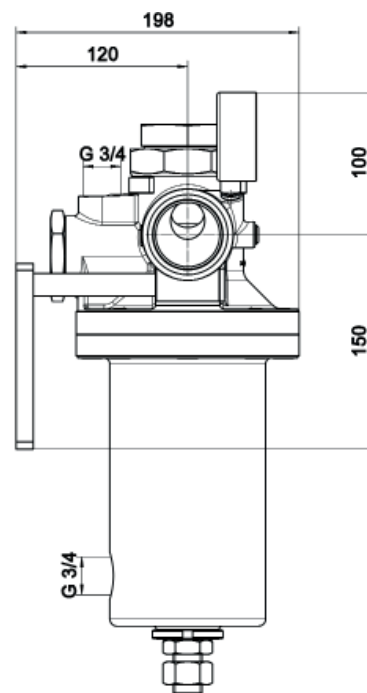


Dimensions and connections

Dimensions (front- and side view)



Dimensions with wall bracket 512.45350
(as accessory available)



Ordering information: Pressure regulator U47

U47 W9 K - NFG - 200

In- and outlet fittings:
see data sheet "Fittings"

Type

See table "Performance factors ..."
on page 1

Type of gas

NFG non flammable gases
FG flammable gases
O2 oxygen

Inlet pressure P_1

16 max. 16 bar
40 max. 40 bar
200 max. 200 bar
250 max. 250 bar*
300 max. 300 bar*

* Pressure regulator with special
soldered inlet fitting
Not suitable for oxygen!