



Flow Rate Transmitter EVS 3100

Turbine

High accuracy

Additional measuring connections

For oils / viscous fluids

Description:

The flow rate transmitters of the EVS 3100 series (aluminium series) are specially designed for use in hydraulic and other fluid power systems. They operate in accordance with the turbine principle, which means that the rpm of an impeller wheel rotating in the flow of the media is measured and converted into a 4 .. 20 mA analogue signal.

Two further G1/4 threaded holes in the turbine housing allow additional units to be connected, e.g. temperature and pressure sensors.

Technical data:

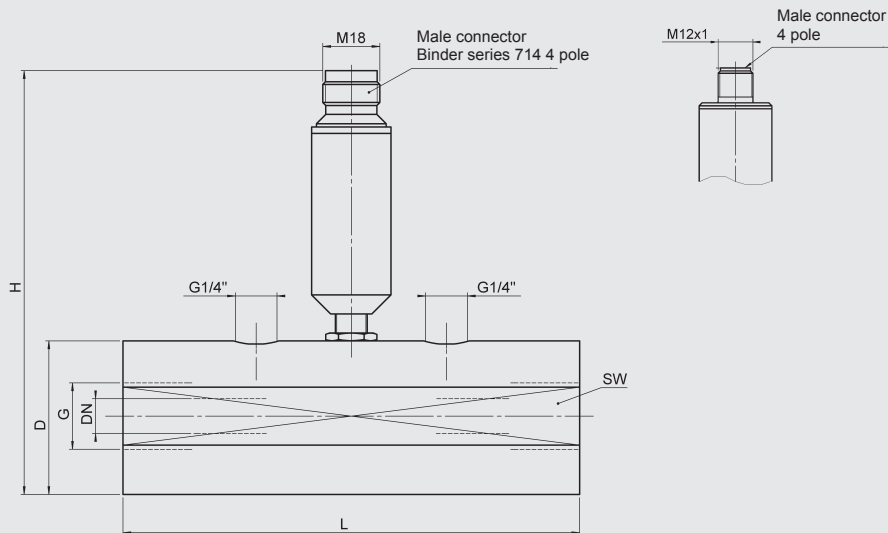
Input data	
Measuring ranges ¹⁾ and operating pressure	
1.2 .. 20.0 l/min	400 bar
6.0 .. 60.0 l/min	400 bar
15.0 .. 300.0 l/min	400 bar
40.0 .. 600.0 l/min	315 bar
Additional connection options	2 x G1/4 female threads for pressure and/or temperature sensors
Housing material	Aluminium
Output data	
Output signal, permitted load resistance	4 .. 20 mA, 2-conductor $R_{Lmax} = (U_B - 10 \text{ V}) / 20 \text{ mA [k}\Omega\text{]}$
Accuracy	$\leq 2 \%$ of the actual value
Environmental conditions	
Compensated temperature range	-20 .. +70 °C
Operating temperature range	-20 .. +70 °C
Storage temperature range	-40 .. +100 °C
Fluid temperature range	-20 .. +90 °C
CE mark	EN 61000-6-1 / 2 / 3 / 4
Protection class acc. to DIN EN 60529 ²⁾	IP 65 (Binder male connector 714 M18) IP 67 (M12x1 male connector)
Other data	
Measuring medium ³⁾	Hydraulic oils
Viscosity range	1 .. 100 cSt
Calibration viscosity	30 cSt
Supply voltage	10 .. 32 V DC
Residual ripple of supply voltage	$\leq 5 \%$

Note: ¹⁾ Other measuring ranges on request.

²⁾ With mounted mating connector in corresponding protection class

³⁾ Other measuring media on request

Dimensions:



Model	Measuring range [l/min]	L [mm]	H [mm]	D / SW [mm]	G	Torque, recommended [Nm]	DN [mm]
EVS 310X-A-0020	1.2 .. 20	117	135	47 / 46	G $\frac{1}{4}$ "	60	7
EVS 310X-A-0060	6 .. 60	144	135	48.5 / 46	G $\frac{1}{2}$ "	130	11
EVS 310X-A-0300	15 .. 300	155	150	63.5 / 60	G $1\frac{1}{4}$ "	500	22
EVS 310X-A-0600	40 .. 600	181	150	63.5 / 60	G $1\frac{1}{2}$ "	600	30

Model code:

EVS 3 1 0 X - A - XXXX - 000

Housing material

0 = aluminium

Electrical connection

4 = male, 4 pole Binder series 714 M18
(mating connector not supplied)

6 = male M12x1, 4 pole
(mating connector not supplied)

Output signal

A = 4 .. 20 mA, 2-conductor (4 mA \pm 0 l/min)

Measuring range

0020 = 1.2 .. 20 l/min

0060 = 6.0 .. 60 l/min

0300 = 15.0 .. 300 l/min

0600 = 40.0 .. 600 l/min

Modification number

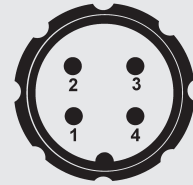
000 = standard

Accessories:

Appropriate accessories, such as mating connectors, can be found in the Accessories brochure.

Pin connections:

Binder series 714 M18



Pin EVS 3104-A

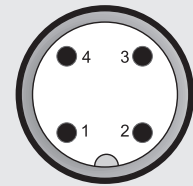
1 Reserved

2 Signal +

3 Signal -

4 Reserved

M12x1



Pin EVS 3106-A

1 Signal +

2 Reserved

3 Signal -

4 Reserved