

Model — JD-2



Model - JD-2

Air Flow Interlocking Safety Switches

Specifications

Ranges

- BLUE** .07" to 1.7" W.C.
(2 mm to 43 mm W.C.)
- GREY** 0.1" to 4" W.C.
(3 mm to 102 mm W.C.)
- PURPLE** 0.1" to 10" W.C.
(3 mm to 250 mm W.C.)
- RED** 0.1" to 24" W.C.
(3 mm to 600 mm W.C.)
- ORANGE** 5" to 35" W.C.
(125 mm to 875 mm W.C.)

Maximum Operating Pressure: 35" Water Column

Maximum Pressure Surge: 3 PSIG

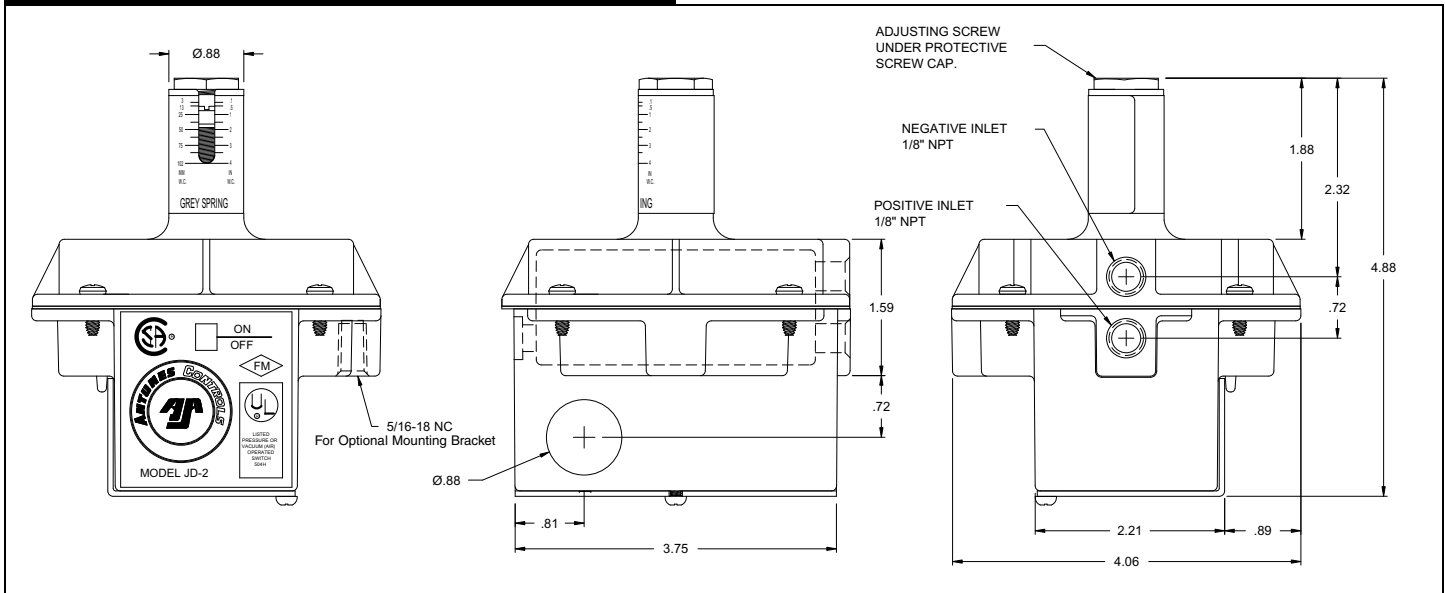
Maximum Ambient Operating Temperature:
+140° F (+60° C)

Minimum Ambient Operating Temperature:
-20° F (-93° C)

Please read this instruction sheet carefully to assure correct installation. This equipment must be installed only by a licensed electrician who is experienced with combustion safeguard control systems and understands the functions of an interlocking switch such as gas pressure switches. Prior to being put into operation in conjunction with the combustion safeguard systems, all switches should be tested for proper range setting and proper wiring. Check piping connections and switch housing for leaks with a soap bubble test. All exhaust fans and blowers should be inspected and checked for proper rotation prior to starting up. If you have any problems or questions, phone, fax, email or write to the manufacturer, Antunes Controls.



Dimensions



Installation

You are installing one of the finest switches of its type on the market. Design of this switch is based on the same principles of sensitivity, accuracy and dependability that have made Antunes Controls Air Flow Switches so successful. These switches are fully approved. They are UL listed and recognized for the U.S. and Canada, and approved by Factory Mutual (FM).

The switch is adjustable within its range, as shown on the range scale located on top of the unit.

The Model JD-2 is sturdy, compact and cost effective. All components are well made. The switch is neat in appearance with a die cast aluminum electrical housing. In every way you will be pleased with the ease of installation and the reliability of your Antunes Controls JD-2 Switch.

Electrical

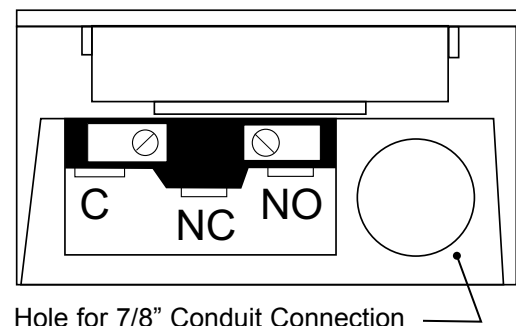
Ratings – All Models

10A, 1/8 HP, 125 VAC

5A, 1/4 HP, 250 VAC

Pilot Duty – 125 VA, 125 – 250 VAC

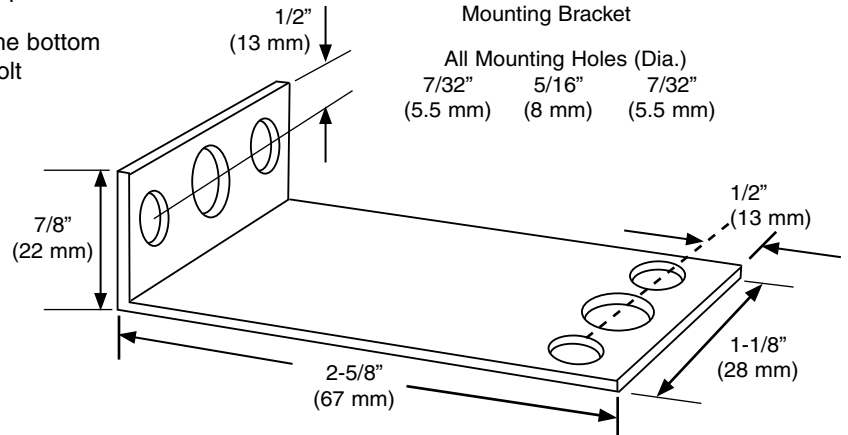
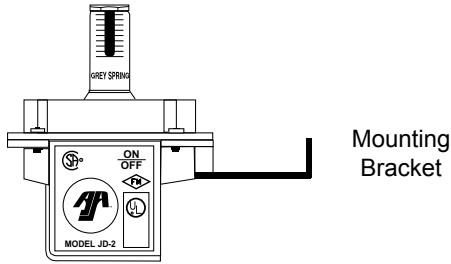
Field wiring by others must be rated at 90°C for industrial use.



Mounting

The Model JD-2 is always mounted with the stem up.

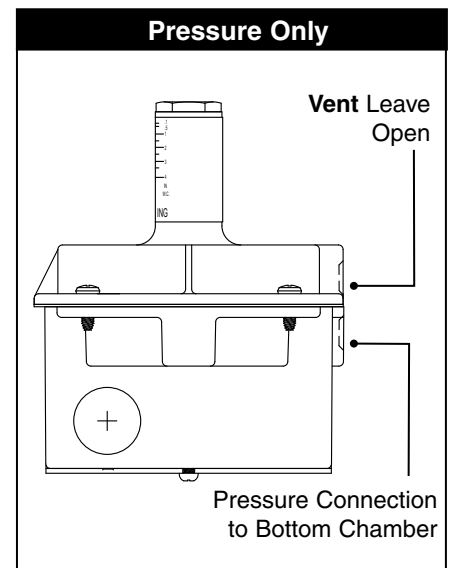
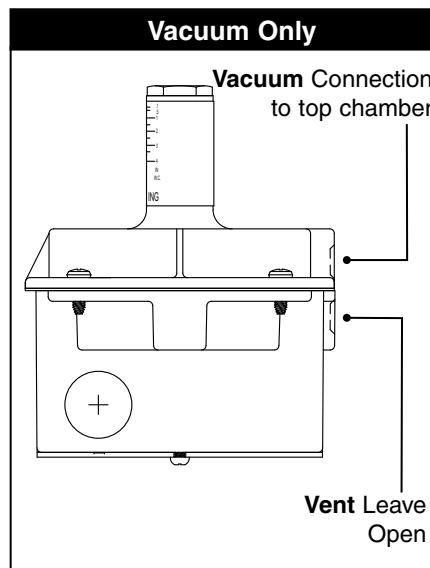
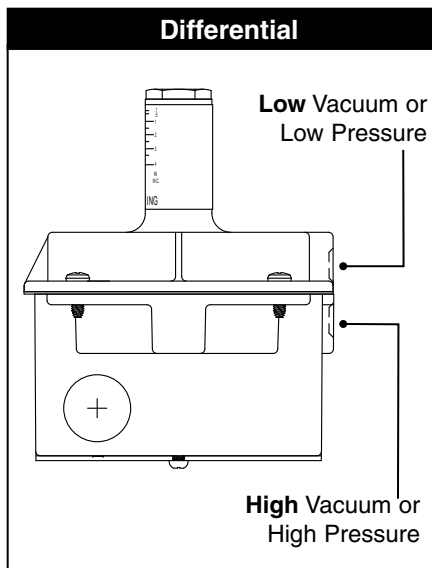
An optional mounting bracket can be fastened to the bottom section of the switch housing with 5/16-18 x 1/2" bolt (supplied with bracket).



Air Connections

Tubing: Recommended as minimum: 1/4" copper or aluminum tubing or 1/8" pipe. All tubing and pipe must be clean and free from oil, dirt, and chips. If piping run is over five feet long, use larger size tubing or pipe, and reduce size at switch connection.

Air Supply: The switch is equipped with two 1/8" NPT connection ports. **Connect air supply as shown below.** When used for vacuum or pressure applications, Model JD-2 must always be vented as shown. No venting is required for differential application.



Terminal Connections

Indicator Position	Terminal	Indicator Position	Terminal
Off	C and NO open C and NC closed	ON	C and NO closed C and NC open

Limitation of Liability

It is understood and agreed that seller's liability whether in contract, in tort, under any warranty, in negligence or otherwise shall not exceed the return of the amount of the purchase price paid by purchaser and under no circumstances shall seller be liable for special, indirect or consequential damages.

The price stated for the equipment is a consideration in limiting seller's liability. No action, regardless of form, arising out of the transactions may be brought by purchaser more than one year after the cause of action has accrued.

Warranty

1. Antunes Controls products are guaranteed to be free from mechanical and electrical defects for a period of one year from date of shipment under normal use and service provided installation is made in accordance with manufacturers' recommendations.
2. Parts deemed defective shall be repaired or replaced at manufacturers option and at manufacturers expense but shall not include foreign or federal excise taxes, state or municipal sale or use taxes, all such taxes not limited to the foregoing being responsibility of the purchaser.
3. No charge for travel and/or mileage will be allowed to purchaser.
4. Antunes Controls reserves the right to make changes in design or make any improvements on any products. The right is always reserved to modify our equipment because of new technology, underwriter's requirements and/or government regulations.
5. The following are not covered under warranty:
 - a. Failure from neglect, abuse, careless handling and mis-application of unit.
 - b. Failure to observe guidelines for installation or improper voltage hook-up.
 - c. Failure caused by improper maintenance. (See maintenance guidelines found in operation instructions.)
 - d. Unless specifically allowed by Antunes Controls, no other charges may be included under warranty.