

Polycarbonate | IP.67 | **Valve Position Monitor**



Ex ia intrinsically safe

Type SLR engineered resin (polycarbonate) valve position monitor Certified ATEX II 2 GD / Ex ia IIC T4/6 provides an economical and rugged feedback system ideally suited for zone 1 & 2 hazardous area locations typically found in the process industries. The IP67 enclosure has a part-turn quick access cover and high visibility open / close position indicator.



Enclosure manufactured in polycarbonate for improved chemical and mechanical resistive properties.

Versions available providing compatibility for hazardous area applications including Ex ia intrinsic safety.

A lockable part-turn quick access cover ensures fast access for speedy start-up.

High visibility position indicator with different colouring options providing clear local indication of the current valve position.

Using a stainless steel drive shaft that eliminates the problems associated with plastic shaft assemblies thus allowing precise switch setting.

IP67 ingress protection.

Quick setting switch cams that are set without the need for additional tools allow fast and simple switch adjustments.

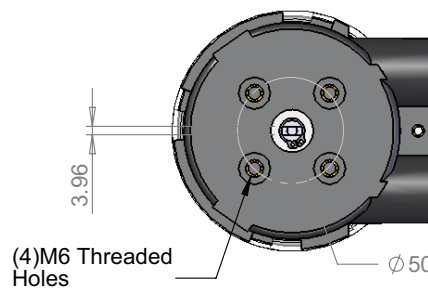
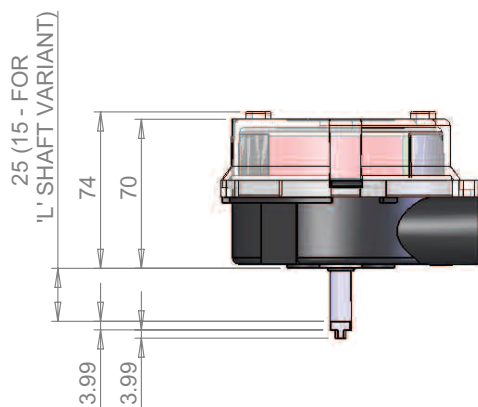
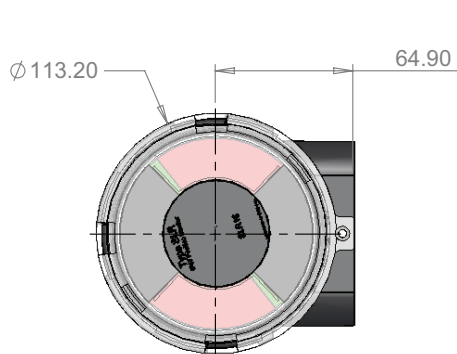
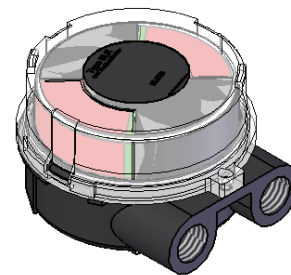
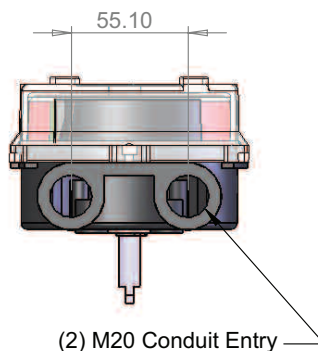
Switch termination via. European approved terminal blocks.

Compact design provides considerable space saving over similar equipment without compromising the ease of installation or maintenance.

Simplified mounting arrangements allow quick and secure mounting to pneumatic actuators with VDI/VDE.3845 topworks as well as other actuators with non-standard topworks.

Different electrical functions available including mechanical switches, reed type proximity switches and inductive proximity sensors.

Ex marking:
II 2 GD
Ex ia IIC T4/6



Imtex Controls Limited is constantly improving the specifications, design and production of its products and alterations take place continually. Whilst every effort is made to produce up to date literature this leaflet should not be regarded as an infallible guide to current specifications. E & OE.

Polycarbonate IP.67 | Valve Position Monitor

www.imtex-controls.com/slr

Model Number Compilation (Drawing No.A190322)

Type	Electrical Function	Material of Construction	Conduit Size	Output Drive	Visual Indicator	Feature
SLR	42	0	5	M	R	2xx

Code	Electrical Function
17	(2) SPDT Mechanical Switches 'GP' Contacts
40	(2) SPST or SPDT Reed Proximity Switches
42	(2) V3 Namur Inductive Proximity Sensors
43	(2) Other Namur Inductive Proximity Sensors
70	(1) 4 to 20mA Non-contact Transmitter
Material of Construction (Enclosure)	
0	Engineered Resin (Polycarbonate)
Conduit Size	
5	(2) M20 x 1.5 (Standard)
2	(2) PG13.5
8	(2) ½" NPT
Output Drive	
L	Namur 15mm
M	Namur 25mm
S	2-pin Coupler

Code	Visual Indicator*
R	Red (Closed) / Green (Open)
B	Blue (Closed) / White (Open)
W	Red (Closed) / White (Open)
Y	Navy (Closed) / Yellow (Open)
E	Red (Closed) / Yellow (Open)
0	No Visual Indicator
Feature	
1xx	ATEX / IECEx Dual Certified - Gas & Dust
2xx	ATEX / IECEx Dual Certified - Gas Only
3xx	ATEX Certified Only - Gas & Dust
4xx	IECEx Certified Only - Gas & Dust
'xx'	See Note ²

NOTES

- Other Electrical Functions are available 'On Request'.
- The exact detail of electrical function fitted or any other special feature is not fully specified by the basic model code, therefore, the Feature Designator provides a mechanism for cross referencing to a centralised engineering log which identifies the detailed specification of the parts fitted in the given unit.
- Please refer to our Product Overview leaflet for full specification of the Electrical Functions provide or consult our Technical Sales.
- Please refer to Drawing A190325 as referenced on Hazardous Area Certificates for specification details of electrical functions.