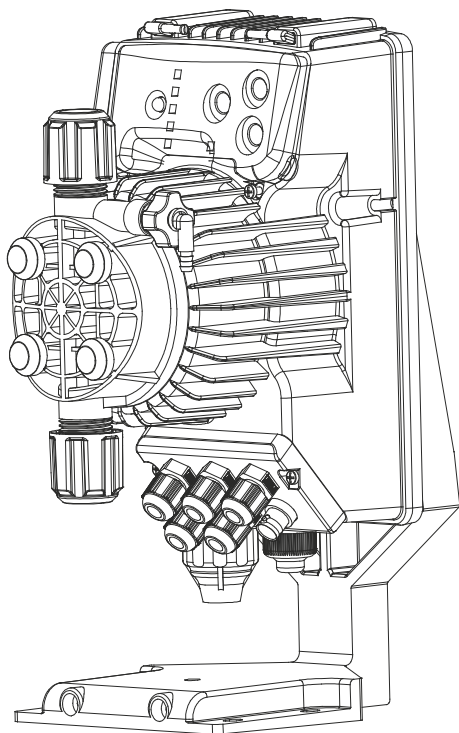


DOSING PUMP

TEKNA APG SERIES – Solenoid Dosing Pump



Technical characteristics

- Flow rates: from 0.4 to 110 l/h
- Max back pressure: up to 20 bar
- Power supply:
 - 100÷240Vac 50/60 Hz
- Stroke rate: from 120 to 300 strokes/minute
- Pump head:
 - PVDF
- Diaphragm: PTFE
- External Enclosure: PP reinforced with fiber glass
protection degree IP65
- Manually priming valve
- Installation kit: Included

Seko Tekna APG Series is an analogic dosing pump with:

- constant flow rate manually adjustable
- proportional flow rate according to an external analogic (4-20 mA) or digital signal (water meter)
- Six positions adjustable switch:
 - 3 in division mode (1, 4, 10=n)
 - 1 in multiplication mode (n=1)
 - 1 for proportional mode 4-20 mA signal
 - 1 for constant functionality
- Pacing function adjustable by dip switch

Also with this pump, with only 5 sizes, is possible to cover a wide range of performances, having a flow rate range from 0.4 to 110 l/h and a back pressure from 0.1 to 20 bar. The power supply is 100÷240 Vac – 50/60 Hz therefore the same pump can operate with different supply voltage, moreover the model APG603 have the possibility for 24 Vac power supply.

The standard pump head is in PVDF, therefore high chemical compatibility with several liquids end but is available in PVC as well, on request.

All Tekna series are equipped with a manually priming pump for the start up.

The pump is furnished with a complete standard installation kit, which includes: PVDF foot filter and injection valve, PVC suction tube, PE delivery tube. Moreover is available an installation kit in PVDF-T, on request.

DOSING PUMP

TEKNA APG SERIES – Solenoid Dosing Pump



PUMP KEY CODE

Field 1	Field 2	Field 3	Field 4	Field 5	Field 6	Field 7
APG	603	N	H	H	0	000

Field 1	model	
Field 2	hydraulics	
Field 3	power supply	
Field 4	liquid end	
Field 5	installation kit	
Field 6	seals	
Field 7	customization	

Field 1	model	Analog
		APG

Field 2	hydraulics	bar	l/h	stroke/1'	ml/stroke	tubing Ø	consumption
500		20	0,4	120	0,06	in - 4/6 out - 4/7	-
		16	0,8		0,11		
		10	1,2		0,17		
		6	1,5		0,21		
600		20	2,5	120	0,35	in - 4/6 out - 4/7	-
		18	3		0,42		
		14	4,2		0,58		
		8	7		0,97		
603		12	4	160	0,42	in - 4/6 out - 4/6	-
		10	5		0,52		
		8	6		0,63		
		2	8		0,83		
800		16	7	300	0,39	in - 4/6 out - 4/6	-
		10	10		0,56		
		5	15		0,83		
		1	18		1,00		
803		5	20	300	1,11	in - 8/12 out - 8/12	-
		4	32		1,78		
		2	62		3,44		
		0	110		6,11		

Field 3	power supply	N 100÷240 Vac
---------	--------------	---------------

Field 4	liquid end	Body	Connections	Balls	Diaphragm
	H	PVDF	PVDF	Ceramic	PTFE
	A	PVDF	PVDF	Ceramic	PTFE
	I	AISI316L		AISI316L	PTFE

A Pump head with automatic degassing valve. Only for 603 and 800 series

Field 5	installation kit	H PVDF
		P PVDF-T

Field 6	seals	0 FPM
		1 EPDM
		2 Elastomer Free

Field 7	customization	000 standard
---------	---------------	--------------

DOSING PUMP

TEKNA APG SERIES – Solenoid Dosing Pump



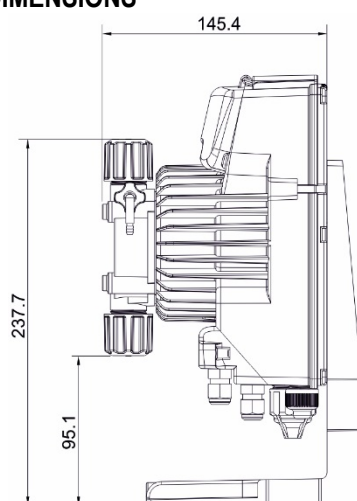
HYDRAULIC CHARACTERISTICS

Pump Model	Pressure [bar]	Flow Rate [l/h]	Frequency max [stroke/min]	Stroke capacity [cc/stroke]	Connection [mm]		Power supply	Consumption [W]	
					Suction	Discharge		Min	Max
APG 500 N	20	0,4	120	0,06	4/6	4/7	100÷240 Vac	-	-
	16	0,8		0,11					
	10	1,2		0,17					
	6	1,5		0,21					
APG 600 N	20	2,5	120	0,35	4/6	4/7	100÷240 Vac	-	-
	18	3,0		0,42					
	14	4,2		0,58					
	8	7,0		0,97					
APG 603 N	12	4,0	160	0,42	4/6	4/6	100÷240 Vac	-	-
	10	5,0		0,52					
	8	6,0		0,63					
	2	8,0		0,83					
APG 800 N	16	7,0	300	0,39	4/6	4/6	100÷240 Vac	-	-
	10	10,0		0,56					
	5	15,0		0,83					
	1	18,0		1,00					
APG 803 N	5	20,0	300	1,11	8/12	8/12	100÷240 Vac	-	-
	4	32,0		1,78					
	2	62,0		3,44					
	0	110,0		6,11					

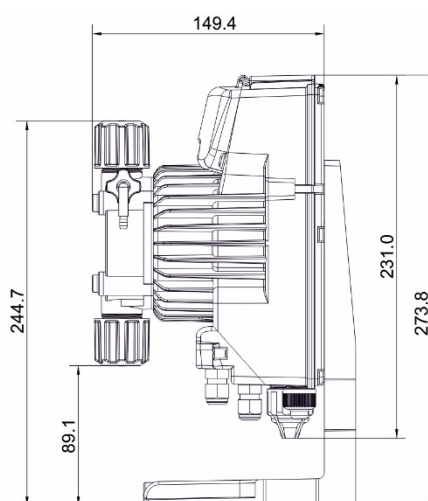
The Pressure Data in the table refer to the measured parameters on the plant, including the use of SEKO STANDARD injection fitting.

*Minimum consumption at 0 bar of back pressure (Patented)

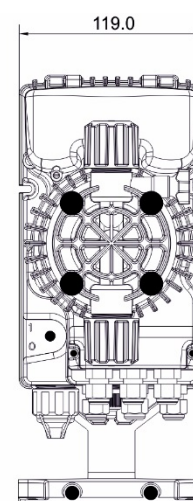
DIMENSIONS



500 – 600 – 603 – 800



803



DOSING PUMP

TEKNA APG SERIES – Solenoid Dosing Pump



INSTALLATION KIT

	PVDF	PVDF-T
PVDF foot filter	•	
PVDF injection valve	•	
PVDF-T foot filter		•
PVDF-T Injection valve		•
PVC suction tube (4 m)	•	
PE delivery tube (2 m)	•	
Wall and base fixing bracket	•	

