

**AMETEK****LAMB ELECTRIC**

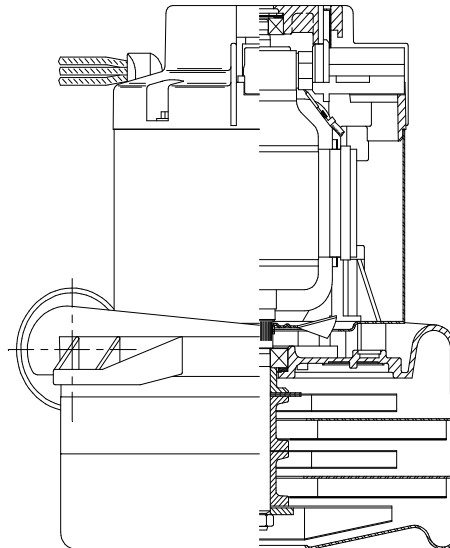
# Product Bulletin

**Model: 117501-12****DESCRIPTION**

- Three stage
- 230 volts
- 7.2"/183 mm diameter
- Double ball bearings
- Single speed
- Tangential bypass discharge
- Aluminum fan end bracket
- Aluminum commutator bracket

**DESIGN APPLICATION**

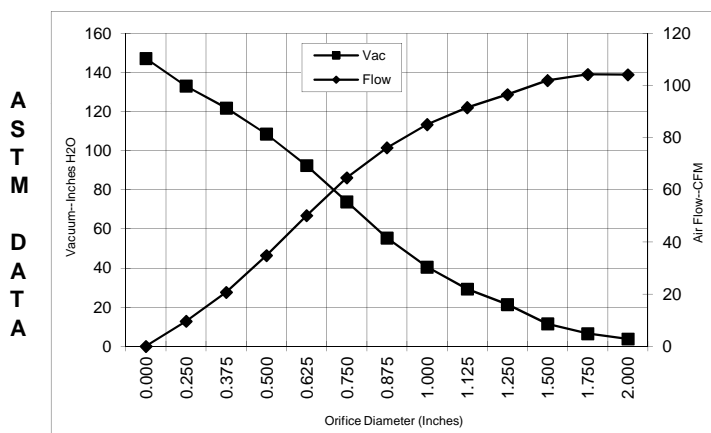
- Equipment operating in environments requiring separation of working air from motor ventilating air
- Designed to handle clean, dry, filtered air only

**SPECIAL FEATURES**

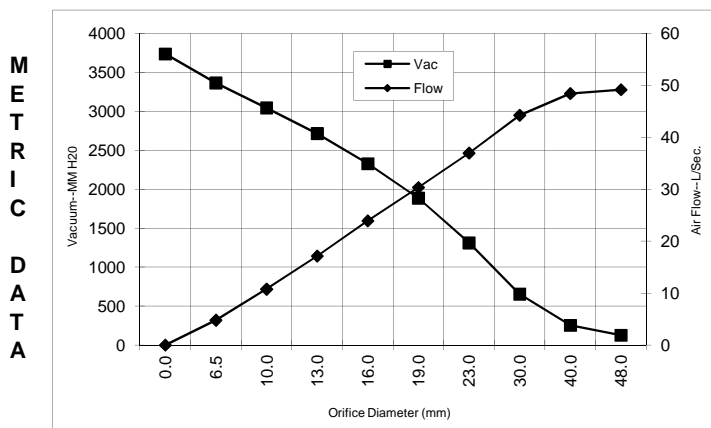
- Suitable for 230 volt AC operation, 50/60 Hz
- UL recognized, category PRGY2 (E47185)
- Provision for grounding
- 10 mm shaft and bearing system
- Epoxy painted fan case
- Aluminum fan end bracket designed to dampen vibration and improve durability
- The Lamb Electric vacuum motor line offers a wide range of performance levels to meet design needs

**TYPICAL MOTOR PERFORMANCE.\***

(At 230 volts, 60Hz, test data is corrected to standard conditions of 29.92 Hg, 68° F.)



Orifice (Inches)	Amps	Watts (In)	RPM	Vac (In.H2O)	Flow (CFM)	Air Watts
2.000	7.3	1571	20280	3.8	104.1	46
1.750	7.3	1571	20230	6.5	104.2	80
1.500	7.3	1572	20190	11.5	101.9	138
1.250	7.4	1578	20150	21.4	96.5	243
1.125	7.4	1580	20130	29.3	91.5	315
1.000	7.4	1582	20100	40.5	85.0	405
0.875	7.4	1580	20110	55.4	76.1	496
0.750	7.3	1564	20220	73.9	64.6	562
0.625	7.1	1513	20630	92.4	50.1	545
0.500	6.6	1420	21410	108.5	34.8	444
0.375	6.0	1302	22470	121.8	20.7	297
0.250	5.5	1194	23590	133.0	9.6	150
0.000	5.1	1108	24620	147.1	0.0	0



Orifice (mm)	Amps	Watts (In)	RPM	Vac (mm H2O)	Flow (L/Sec)	Air Watts
48.0	7.3	1571	20258	127	49.2	61
40.0	7.3	1572	20202	254	48.4	121
30.0	7.4	1579	20139	654	44.3	283
23.0	7.4	1581	20108	1313	37.0	473
19.0	7.3	1563	20228	1886	30.4	562
16.0	7.1	1515	20614	2328	23.9	546
13.0	6.7	1429	21332	2715	17.1	454
10.0	6.1	1320	22311	3043	10.8	319
6.5	5.5	1199	23534	3364	4.8	157
0.0	5.1	1108	24620	3736	0.0	0

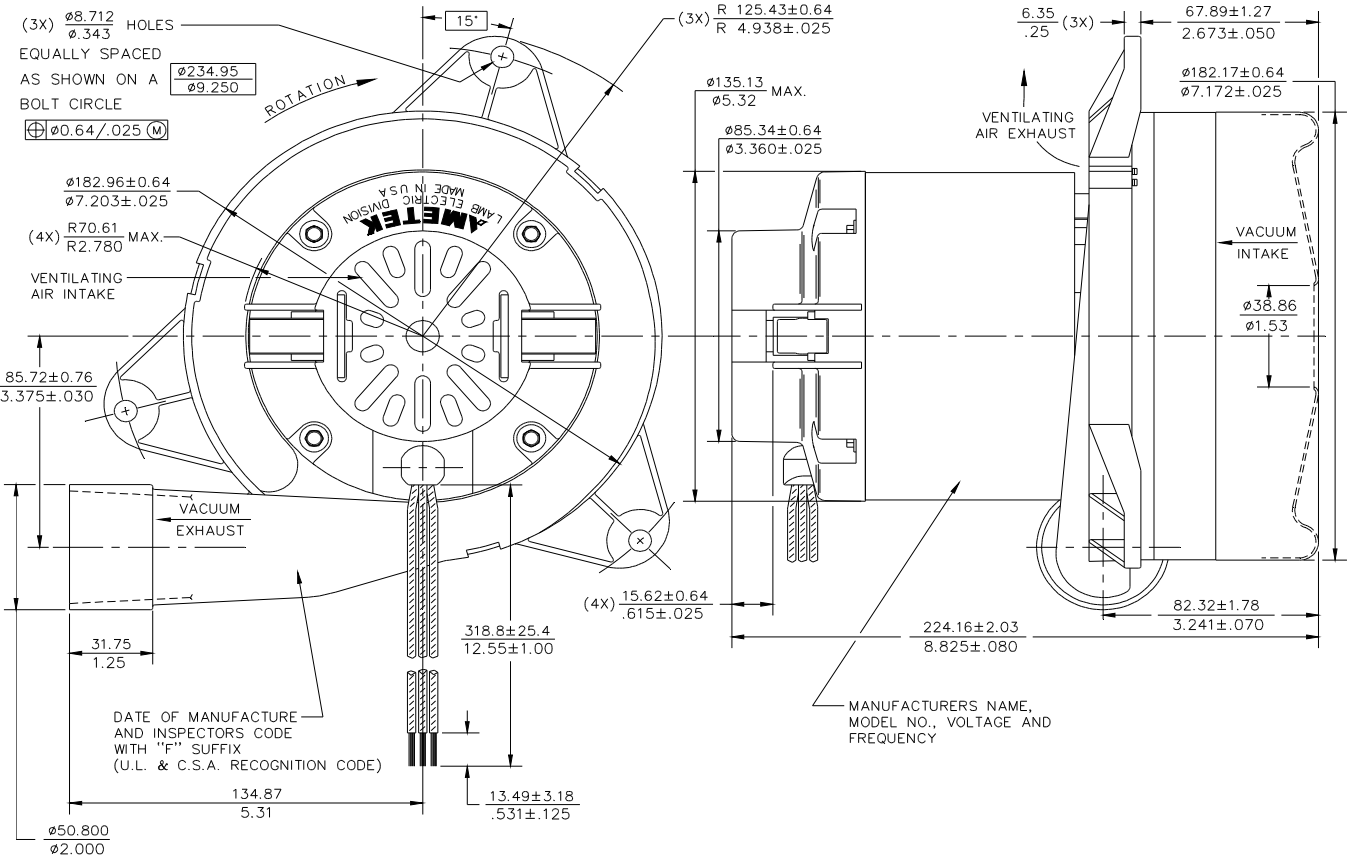
Note: Metric Performance data is calculated from the ASTM data above.

\* Data represents performance of a typical motor sampled from a large production quantity. Individual motor data may vary due to normal manufacturing variations.

Test Specs:	230 volts	Minimum Sealed Vacuum:	133.0"	ORIFICE:	7/8"	Minimum Vacuum:	50.0"	Maximum Watts:	1745
-------------	-----------	------------------------	--------	----------	------	-----------------	-------	----------------	------

DIMENSIONS

NOTES:  
1. LEADS: 16GA. STRANDED, ONE BLACK AND ONE WHITE. GROUND LEAD: 18GA. STRANDED, GREEN WITH YELLOW STRIPE.



**IMPORTANT NOTE:** Pictorial and dimensional data are subject to change without notice. Contact factory for current revision levels.