DYNLCE TAG LINE

MARINE ANTI-TANGLE TAG LINES are manufactured from Dynlce SK 75 synthetic rope giving them exceptional strength and they are also lightweight for operator handling. Each tagline has a soft over braided cover to help prevent abrasion. This similar technology is used in tow lines and gives the product its anti-tangle properties. There are four current lengths 15ft, 25ft, 35ft and 45ft each coming with a relevant colour coded eye for length identification. In addition to this there is a triple action karabiner with captive pin.

OHSTL-15 Dynlce Tag Line 15 Feet
OHSTL-25 Dynlce Tag Line 25 Feet
OHSTL-35 Dynlce Tag Line 35 Feet
OHSTL-45 Dynlce Tag Line 45 Feet

Custom made lengths available on request.
Suitable for use in harsh environments.

FEATURES

Using a regular rope of poly, nylon or sisal has some inherent problems when used as tag line:

. They tend to wrap around objects.
. They get caught in pinch points.
. The bottoms fray and are then knotted to stop the fraying causing the line to catch.
. They get slick when worn, wet or dirty with grease.

The DYNLCE TAG LINE solves these problems, as it is specifically designed for the application. DYNLCE TAG LINES are tangle resistant as it is designed with a rigid core & stiff overbrading to prevent any turning on itself and wrapping around objects. We have added an additional factor which is the spiral effect (DYNLCE), which will dramatically increase grip in wet & slipper conditions. DYNLCE TAG LINES are designed not to catch on pinch points, as there are no knots or areas to snag.

- Made from Dynlce SK 75 12mm with 6mm core (18mm) synthetic rope offering remarkable strength & light weight
- Weaved Over Braided cover to prevent abrasion
- Colour Coded Eyes and triple action karabiner with captive pin
- Specifically designed in conjunction with Major Drilling Contractor for the desired application
- Tangle resistant
- Designed not to catch on pinch points
- No knots
- High visibility yellow outer braid
- Available in four sizes, 15ft, 25ft, 35ft and 45ft

USER GUIDE

- Ensure that you select correct Dynlce Tagline length for application. For use in restricted spaces the shorter rope should be used. For more heavy and complex lifts longer ropes should be used. Please note colour code on Dynlce loop to determine rope length.
  Yellow - 15ft | Green - 25ft | Red - 35ft | Grey - 45ft
- Always use tie off points provided on containers and baskets when using Dynlce Taglines. Where no tie off points are available double wrap tagline on box iron structure or other secure point on the load.
- Attach to tie off point using karabiner provided on loop end of Dynlce Tagline.
- Ensure rope is rolled out fully before commencement of lift.
- Never wrap tagline around hands or other body parts.
- Never stand under a suspended load.
- Tagline retrival poles should always be used when retrieving a Tagline, particularly when the load is in close proximity to the landing area. (Tagline retrieval pole options available on www.handsfreetools.com)
- Always follow instruction from Banksman and Crane Operator during lifts.
- Always use two Taglines when handling Tubulars to maintain full control.
- Inspect Taglines on a regular basis for damage and/or deterioration and store in clean dry enviroment.

CE

CONFIDENTIAL REPORT

PRODUCT SPECIFICATION TESTING

IPSD
INDUSTRIAL POLYMER SOLUTIONS AND DESIGN CENTRE

CAS
CONTRACT ANALYTICAL SERVICES

Client: Offshore Handling Systems Ltd.
Report Date: 6th March 2017
Project Number: 11144

1.0 Introduction:

Declaration of Conformity

Product: Dynlce Tag Line

Product Codes: OHSTL-15; OHSTL-25, OHSTL-35, OHSTL-45

Directive, Personal Protective Equipment, 96/58/EC, 1995/1996

The undersigned hereby declares, on behalf of Offshore Handling Systems Ltd, that Hampidjan Baltic has manufactured the above referenced product, to which this declaration relates, in conformity with the provisions of:

ISO 9001 | ISO 14001 | OHSAS18001

Sample(s) I.D.:

Sample ID:
11144-3

Description:
Dynlce Tag Line

2.0 Results:

Results Summary
Table 2.1 – Summary Results for Testing of Product

Type	Braid Type	Description	MBL
Dynlce SK75	12 Standard	4.57m (15ft)-12m Dynlce75 (w.core)+Dyneema ovb. 254mm coreless eye protection. Overbranding shall be coloured in Bright Yellow. Plain and without an excess overbranding tail but sealed and burned. To be packed loose,no reels.	13,2 tons

We certify herewith that the Dynlce products described in this certificate are produced as stated in the Dynax Quality Manual. The products have been thoroughly inspected and this delivery is in accordance with the order specification as documented in our files. Breaking load is for spliced rope.
The Dynlce Rope is solely made from UHMW-PE Dyneema multifilament's and it's impregnated duracoat.
The Safe Working Loads (SWL) is calculated for new rope and for straight lifting. It is necessary to evaluate the working circumstances and the condition of the rope before applicable SWL is determined. Please refer to the Cordage Manufactures Institutes booklet/code of practice Lifting Tackle and Eurocord's Recommendations for Rope Safety. It is important to regularly inspect this equipment for signs of damage which may lead to failure. Incorrect use of this item may be dangerous.

Explanation of Markings >

CE0120	CE marking and Notified Body number / CE-Kennzeichnung und registrierte Rahmennummer / Marca de la UE y número de pieza notificado / CE-markering en nummer van de aangemelde instantie / Marquage CE et numéro de l'organisme notifié / Marcatura CE e numero di Organismo notificato
	SGS Yarsley ICS Ltd Cambeley, GU15 3EY, UK.
EN362:04x	European Standard / Europäischer Standard / Norma europea de estandarización / Europese norm / Norme européenne / Standard europeo
	Read instruction manual / Lesen Sie Anweisungshandbuch / Lea manual de instrucción / Lees instructie handbook / Lire le guide / Leggere il manuale di istruzioni
I S C	Manufacturers identification / Identifizierungskennung des Herstellers / Identificación de fabricantes / Fabrikant / Identification du fabricant / Identificativo produttori
KHxxx / SHxxx	Product code / Produktcode / Código de producto / De productcode / / Code de produit / Codice prodotto
↔ xxKN	Minimum Breaking Strength across major axis in kN / Minimale Bruchbelastung entlang der großen Achse in kN / Fuerza Máxima de Frenado del eje mayor en kN / Minimale treksterkte langs de hoofdas in kN / Résistance minimale à la rupture sur le grand axe en kN / Carico di rottura minimo in kN lungo l'asse maggiore
YYXX	YYXX – Batch marking YY=year; XX=Manufacturing batch. This may be suffixed with a serial number / YYXX – Losnummer: YY = Jahr, XX = Produktionslos. Möglicherweise mit vorangestellter Seriennummer / YYXX: número de lote; YY = año, XX = lote de fabricación. En ocasiones se agrega el sufijo correspondiente al número de serie / YYXX – batchnummer YY=jaar, XX = productiebatch. Dit kan worden gevolgd door een serienummer / YYXX – Numéro de lot YY =Année, XX = lot de fabrication. Ce numéro peut être suivi d'un suffixe constitué d'un numéro de série / YYXX – Numero lotto YY = Anno, XX = Lotto di fabbricazione. Il suffisso potrebbe essere un numero di serie
NFPA 1983 (06) Ed suffixed 'L' or 'G'	Compliant with NFPA 1983 Standard for Light use or General use / Entspricht dem NFPA 1983 Standard für eingeschränkte bzw. allgemeine Verwendung / En conformidad con la norma NFPA 1983 para usos generales o ligeros / Voldoet aan NFPA 1983-norm voor licht of algemeen gebruik / Conforme à la norme NFPA 1983 régissant l'utilisation légère ou l'utilisation générale / Conforme allo standard NFPA 1983 per usi leggeri o generici
<ANSI Z359.1 (07) 3600lbs>	Minimum breaking strength in all directions against gate assembly / Minimale Bruchlast in alle Richtungen gegen Verschlussbaugruppe / Resistencia mínima a roturas en todas las direcciones contra el montaje del gozne / Minimale breekkterkte in alle richtingen tegen de sluiting / résistance minimale à la rupture dans tous les sens contre l'ensemble doigt / Carico di rottura minimo in tutte le direzioni contro il complessivo bracci

Explanation of gate openings >

PLAIN / BENT GATE Code: PG / BG 1-way	TWISTLOCK Code: TL1 2-way	SUPERSAFE Code: SS1 3-way
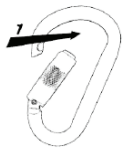		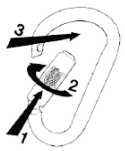
QUADLOCK Code: SSQ1 4-way	SPRINGLOCK Code: SL 3-way	SCREWGATE Code: SG1 N/A
	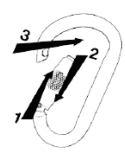	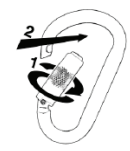

Specification

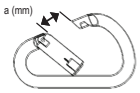

Model		Mat.	MBS (kN)	min. a
KH204	BG (NOT FOR PPE)	A	25	34
KH204	SG, TL, SS, SSQ, SL	A	30	22
KH205	SG, TL, SS, SSQ	A	27	25
KH214	SS, SSQ, SL	A	30	20
KH215	SG, TL, SS, SSQ	A	25	15
KH216	TLP, SSP	A	30	16
KH255	SG, TL, SS, SSQ	A	25	16
KH300	SG, TL, SS, SSQ	A	30	20
KH304	SG, TL, SS, SSQ	A	27	22
KH451	SG, TL, SS, SSQ	A	30	25
KH452	SG, TL, SS, SSQ	A	30	22.5
KH453	BG, PG (NOT FOR PPE)	A	25	22
KH453	SG, SS, SSQ, TL	A	25	18
KH408	TLP	A	25	53
KH200	SG, SGP, **TL*, TLP*, SS*, SSP***, SSQ, SSQP	S / St	S=50 St=35	20
KH202	SG, SGP, **TL*, TLP*, SS*, SSP***, SSQ, SSQP	S	50	26
KH212	SG, TL, SS, SSQ	S	40	23
KH219	SG, TL, SS	S	70	26
KH307	SGP, **TLP*, SSP*, SS***	S / St	S = 40 St = 40	47
KH308	SG, SGP, **TL*, TLP*, SS*, SSP***, SSQ, SSQP	S / St	S = 35 St = 30	17
KH400	**TLP***	S	45	57
KH407	**TLP***	S	30	53
KH411	SG, TL, SS,SSQ	A	25	21
KH415	SG, TL, SS	S	70	33
KH455	SG, **TL*, SS***, SSQ	S	50	27
KH251	SG, SGi, TL, TLi, SS, SSi	S	35	18
KH301	SG, **TL*, SS***, SSQ	S	50	18
KH250	TL, TLi, SS, SSi	St	35	18
SH901/3/4/5	SNAPHOOK	A	27	25
SH979	SNAPHOOK	A	30	65
SH999	SNAPHOOK	A	40	70

*ANSI compliant option available
All values in table given for guidance only. Always refer to the markings on the connector.

A	Aluminium, Aluminium, Aluminio, Aluminium, Aluminium, Allumino
S	Steel, Stahl, acero, staal, acier, acciaio
St	Stainless Steel, Edelstahl, acero inoxidable, roestvrij staal, inox, acciaio inossidabile

Warning >

Activities using this type of equipment are inherently dangerous. These pictures illustrate only some of the possible correct and incorrect methods of use. It is impossible to cover every eventuality relating to the use of this equipment. Seek professional training from a fully qualified and competent instructor prior to engaging in any activity. You are responsible for your own actions. This equipment should not be used by persons with a medical condition(s) that may affect the safety of the user.

Tätigkeiten, die diese Art Ausrüstungen benutzen, sind von Natur aus gefährlich. Diese Bilder illustrieren nur einige von den möglichen richtigen und falschen Methoden des Gebrauchs. Es ist unmöglich, jede Möglichkeit sich zu bedecken, die auf den Gebrauch von diesen Ausrüstungen bezieht. Suchen Sie Fachmannausbildung von einem völlig qualifizierten und fähigen Lehrer sich beschäftigend vor mit irgendeiner Tätigkeit. Sie sind verantwortlich für Ihre eigenen Handlungen. Diese Ausrüstung darf nicht von Personen verwendet werden, deren Gesundheitszustand die Sicherheit des Benutzers beeinträchtigen könnte.

Las actividades que utilizan este tipo del equipo son intrínsecamente peligrosas. Estos retratos ilustran sólo parte de los métodos posibles, correctos e inexactos del uso. Es imposible cubrir cada eventualidad que relaciona al uso de este equipo. Busque la formación profesional de un instructor completamente calificado y competente antes de entrar en cualquier actividad. Usted es responsable de sus propias acciones. Este equipo no es apto para personas que padezcan de alguna condición médica que pudiera poner en peligro la seguridad del usuario.

Activiteit die dit soort uitrusting gebruiken, zijn inherent gevaarlijk. Deze afbeeldingen illustreren enkel sommige van de mogelijke correcte en verkeerde methoden van gebruik. Het is onmogelijk om iedere eventualiteit te bedekken die betrekking op het gebruik van deze uitrusting heeft. Zoek vakman training van een helemaal zich gekwalificeerde en competente instructeur die vroeger is om bezig met enig activiteit te zijn. U bent verantwoordelijk voor uw eigen acties. Deze uitrusting mag niet worden gebruikt door personen met een medische aandoening die van invloed is op de veiligheid van de gebruiker.

Les activités impliquant l'utilisation de ce type de matériel sont dangereuses par nature. Ces images n'illustrent que certaines des méthodes d'utilisation correctes et incorrectes possibles. Il est impossible de traiter toutes les éventualités relatives à l'utilisation de ce matériel. Cherchez à suivre une formation professionnelle auprès d'un instructeur totalement qualifié et compétent avant d'entreprendre une quelconque activité. Vous êtes responsable de vos actes. Ce matériel ne doit pas être utilisé par des personnes présentant un ou plusieurs états pathologiques susceptibles de porter atteinte à la sécurité de l'utilisateur.

Le attività che prevedono l'uso di questa attrezzatura sono intrinsecamente pericolose. Queste figure mostrano solo alcuni dei possibili metodi di utilizzo corretti ed errati. Non è possibile descrivere tutte le situazioni correlate all'uso di questa attrezzatura. Prima di iniziare qualsiasi attività, è opportuno intraprendere un corso di formazione professionale tenuto da un istruttore competente e qualificato. Ciascuno è responsabile delle proprie azioni. Questa attrezzatura non deve essere utilizzata da persone le cui condizioni fisiche possono compromettere la sicurezza.

Karabiner Use >

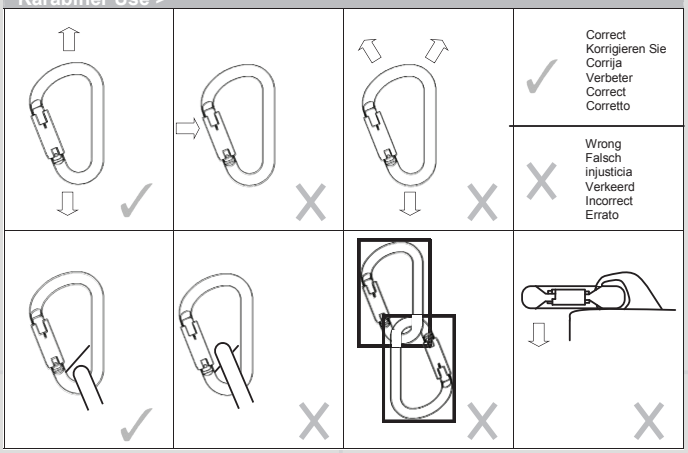

DECLARATION OF CONFORMITY

The undersigned representing the manufacturer declares that the product (s) detailed in this user manual is in conformity with one or more of the following Directives or International Standards.

And is subject to the procedure set out in Article 11 point B of Directive 89/686/EEC under the supervision of the notified body:

SGS United Kingdom Ltd., Unit 202b Worle Parkway, Weston-super-Mare, Somerset BS22 6WA

CE Standard EN362:04 - PPE against fall arrest from height
American National Standards Institute (ANSI) Standard Z359.01 - 2007
American National Standards Institute (ANSI) Standard Z133 (2006)

Chairman: Danny M. Moodamy **Date:** 1st July 2007

International Safety Components Ltd.

All of our products are manufactured in accordance with ISO 9001:2008 accredited quality system.

Product Details >

Model & Type / Entwerfen Sie & Typ / Modele & el Tipo / Modelleer & het Type / Modèle et type / Modello e tipo
Serial Number / Seriennummer / Número de serie / Het Serienummer / Numéro de série / Numero di serie
Purchase Date / Kaufen Sie Datum / Compre la Fecha / Koop de Datum / Date d'achat / Data di acquisto
Date first used / Datieren Sie zuerst benutzt / Feche primero utilizado / Dateer eerst gebruikt / Date de la première utilisation / Data primo utilizzo
Purchased from / Gekauft von / Comprado de / Gekochte van / Acheté auprès de / Acquistato a partire da

Product Record >

THIS DOCUMENTATION SHOULD BE ISSUED WITH AND KEPT FOR EACH ITEM OR SYSTEM
DIESE UNTERLAGEN SOLLTEN MIT HERAUSGEGEBEN WERDEN UND FÜR JEDES EINZELTEIL ODER SYSTEM GEHALTEN WERDEN
ESTA DOCUMENTACIÓN SE DEBE PUBLICAR CON Y GUARDAR PARA CADA ARTÍCULO O SISTEMA
DEZE DOCUMENTATIE ZOU MET MOETEN UITGEBRACHT WORDEN EN ZOU VOOR ELK ONDERDEEL OF SYSTEEM - MOETEN BUGEHOUDEN WORDEN
CETTE DOCUMENTATION DOIT ÊTRE DÉLIVRÉE AVEC CHAQUE ÉLÉMENT OU SYSTÈME ET CONSERVÉE AVEC CELUI-CI
QUESTA DOCUMENTAZIONE DEVE ESSERE EMESSA E CONSERVATA PER OGNI COMPONENTE O SISTEMA

PERIODIC THOROUGH EXAMINATION AND REPAIR RECORD

Date / Datum / Fecha / De datum / Date / Data	Inspection details / Detailinformationen zu Prüfungen / Detalles de inspección / Inspectiedetails / Détails de l'inspection / Dettagli ispezione	**Name and signature /** Nennen Sie und Unterschrift / Denomine y la firma / Noem en handtekening / Nom et signature / Nome e firma	**Next examination /** Nächste Untersuchung / Próximo examen / Het volgende onderzoek / Examen suivant / Prossimo esame

User Instructions for Connectors

Please read these instructions thoroughly before using this equipment