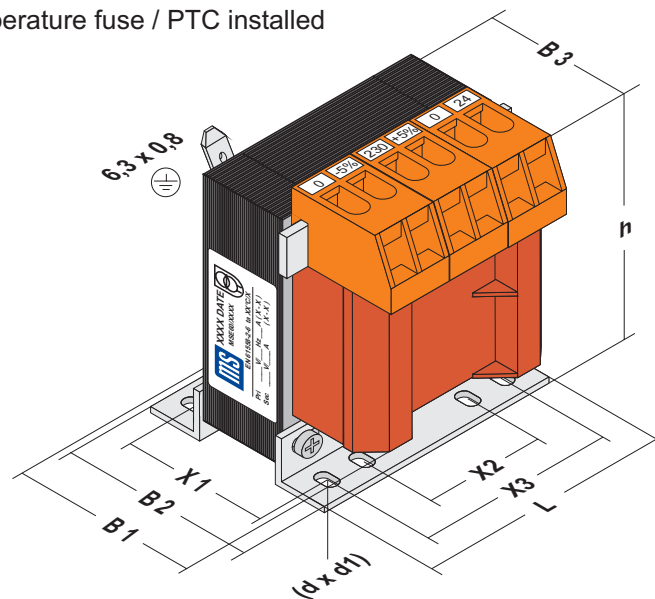


power table control transformers type MSE

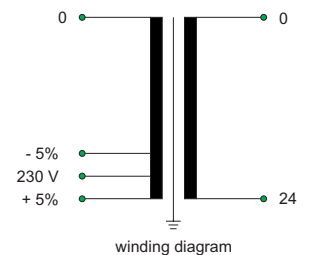
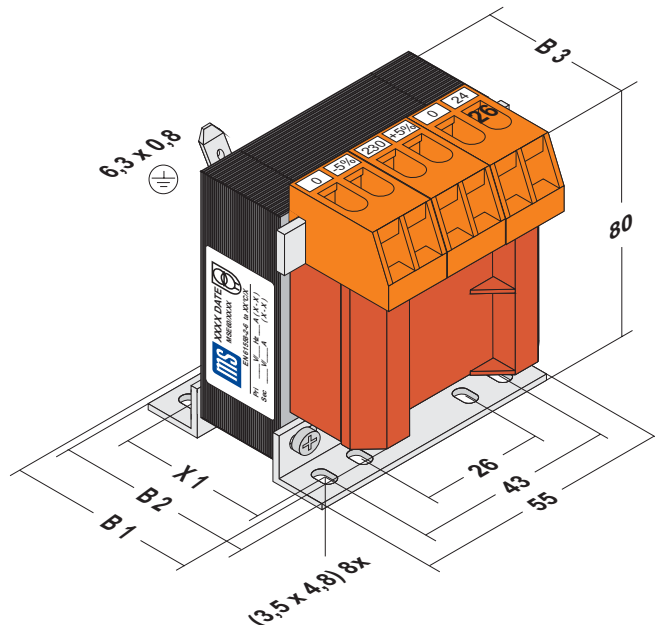
- * safety transformer satisfying EN 61558-2-6 ($U_o < 50 \text{ V}$)
- * construction with fully encapsulated windings; $> 8 \text{ mm}$ separation (cr and cl) between primary and secondary
- * $U_o > 50 \text{ V}$: insulating transformer according EN 61558-2-4
- * automated production yields highest reliability
- * extremely small magnetic perturbation field due to optimized core geometry and very good power efficiency
- * maximum six terminals
- * optional: temperature fuse / PTC installed
- * laquered



type	dimensions [mm]										power [VA]	
	length		width		height		hole measure distance				ta 40°C/B	
	L	B 1	B 2	B 3	h	d	d 1	X 1	X 2	X 3	compact	economy
MSE 60/16	55	45	40	55	80	3,5	4,8	29	26	43	22 24V/0,91A	18 24V/0,75A
MSE 60/21	55	50	45	60	80	3,5	4,8	34	26	43	28 24V/1,16A	24 24V/1,00A
MSE 60/25	55	54,5	49,5	64,5	80	3,5	4,8	38,5	26	43	36 24V/1,50A	28 24V/1,16A
MSE 60/30	55	59,5	54,5	69,5	80	3,5	4,8	43,5	26	43	42 24V/1,75A	34 24V/1,42A
MSE 60/35	55	64,5	59,5	79,5	80	3,5	4,8	48,5	26	43	52 24V/2,16A	43 24V/1,80A
MSE 66/23	60	47,5	49	65	70	3,6	7	38	35	44	54 24V/2,25A	43 24V/1,80A
MSE 66/30	60	54,5	56	72	70	3,6	7	45	35	44	66 24V/2,75A	55 24V/2,30A
MSE 66/36	60	60,5	62	78	70	3,6	7	51	35	44	72 24V/3,00A	60 24V/2,50A
MSE 78/27,5	73	57,5	57,5	72,5	80	4,8	9	44,5	40	56	100 24V/4,17A	84 24V/3,50A
MSE 78/40,5	73	70	70,5	85,5	80	4,8	9	57,5	40	56	136 24V/5,65A	120 24V/5,00A
MSE 84/29,5	77	63	59,5	75	112	4,8	9	46,5	40	56	110 24V/4,60A	96 24V/4,00A
MSE 84/43,5	77	77	73,5	89	112	4,8	9	60,5	40	56	150 24V/6,25A	132 24V/5,50A
MSE 96/35,7	104	71	76	78	108	5,8	11	60	66	84	192 24V/8,00A	158 24V/6,60A
MSE 96/45,7	104	81	86	88	108	5,8	11	70	66	84	232 24V/9,70A	186 24V/7,75A
MSE 96/59,7	104	95	100	102	108	5,8	11	84	66	84	300 24V/12,5A	240 24V/10,0A

control transformer MSE 60

18 ... 52 VA

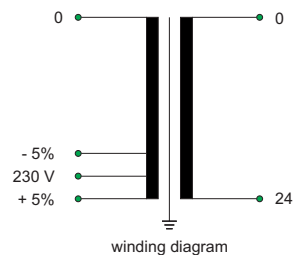
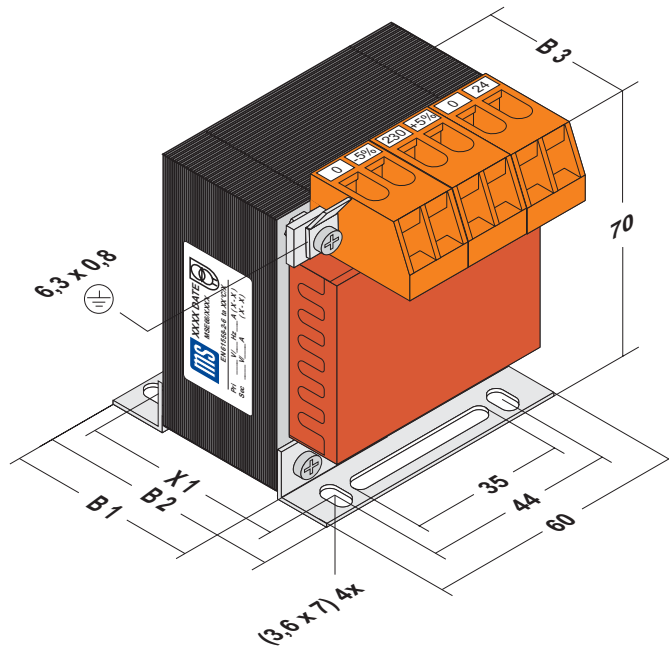


MSE 60	type size	width		hole distance		power / voltage / current	
	[mm]	B 1 [mm]	B 2 [mm]	B 3 [mm]	X 1 [mm]	compact	economy
	MSE 60/16	45	40	55	29	22 24V/0,91A	18 24V/0,75A
	MSE 60/21	50	45	60	34	28 24V/1,16A	24 24V/1,00A
	MSE 60/25	54,5	49,5	64,5	38,5	36 24V/1,50A	28 24V/1,16A
	MSE 60/30	59,5	54,5	69,5	43,5	42 24V/1,75A	34 24V/1,42A
	MSE 60/35	64,5	59,5	74,5	48,5	52 24V/2,16A	43 24V/1,80A

- * safety transformer satisfying EN 61558-2-6 ($U_o < 50$ V)
- * construction with fully encapsulated windings; > 8 mm separation (cr and cl) between primary and secondary
- * $U_o > 50$ V: insulating transformer according EN 61558-2-4
- * automated production yields highest reliability
- * extremely small magnetic perturbation field due to optimized core geometry and very good power efficiency
- * maximum six terminals
- * optional: temperature fuse / PTC installed
- * laquered

control transformer MSE 66

43 ... 72 VA

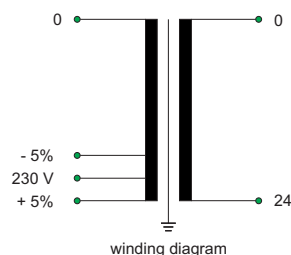
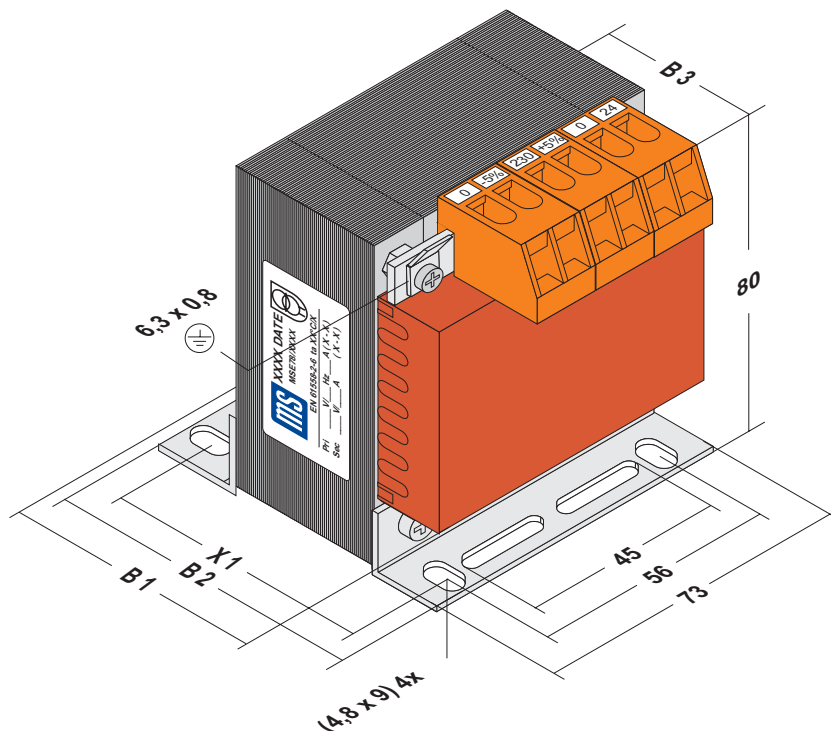


MSE 66	type size	width			hole distance	power / voltage / current	
	[mm]	B 1 [mm]	B 2 [mm]	B 3 [mm]	X 1 [mm]	ta 40°C/B	
						compact	economy
	MSE 66/23	47,5	49	65	38	54 24V/2,25A	43 24V/1,80A
	MSE 66/30	54,5	56	72	45	66 24V/2,75A	55 24V/2,30A
	MSE 66/36	60,5	62	78	51	72 24V/3,00A	60 24V/2,50A

- * safety transformer satisfying EN 61558-2-6 ($U_o < 50$ V)
- * construction with fully encapsulated windings; > 8 mm separation (cr and cl) between primary and secondary
- * $U_o > 50$ V: insulating transformer according EN 61558-2-4
- * automated production yields highest reliability
- * extremely small magnetic perturbation field due to optimized core geometry and very good power efficiency
- * maximum six terminals
- * optional: temperature fuse / PTC installed
- * laquered

control transformer MSE 78

84 ... 136 VA



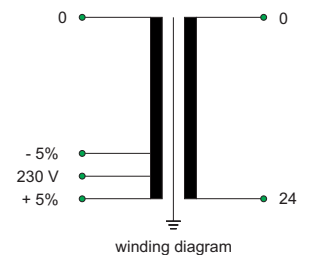
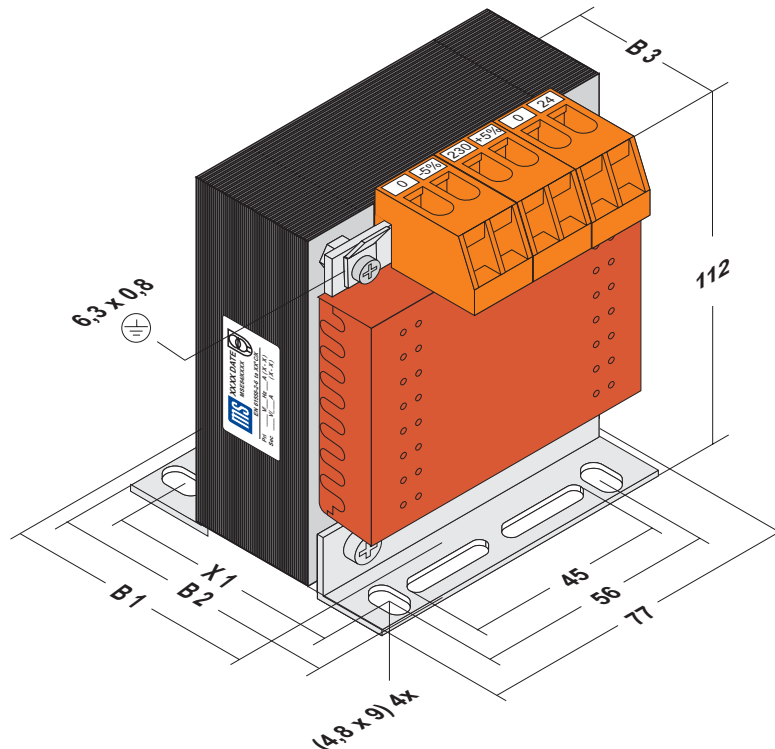
MSE 78	type size					power / voltage / current			
	B 1		B 2		B 3		hole distance		
	X 1		X 2		X 3		X 4		
	[mm]		[mm]		[mm]		[mm]		
						compact	economy		
	MSE 78/27,5	57,5	57,5	72,5	44,5	100	24V/4,17A	84	24V/3,50A
	MSE 78/40,5	70	70,5	85,5	57,5	136	24V/5,65A	120	24V/5,00A

- * safety transformer satisfying EN 61558-2-6 ($U_o < 50 \text{ V}$)
- * construction with fully encapsulated windings; $> 8 \text{ mm}$ separation (cr and cl) between primary and secondary
- * $U_o > 50 \text{ V}$: insulating transformer according EN 61558-2-4
- * automated production yields highest reliability
- * extremely small magnetic perturbation field due to optimized core geometry and very good power efficiency
- * maximum six terminals
- * optional: temperature fuse / PTC installed
- * laquered

control transformer MSE 84

96 ... 150 VA

CE

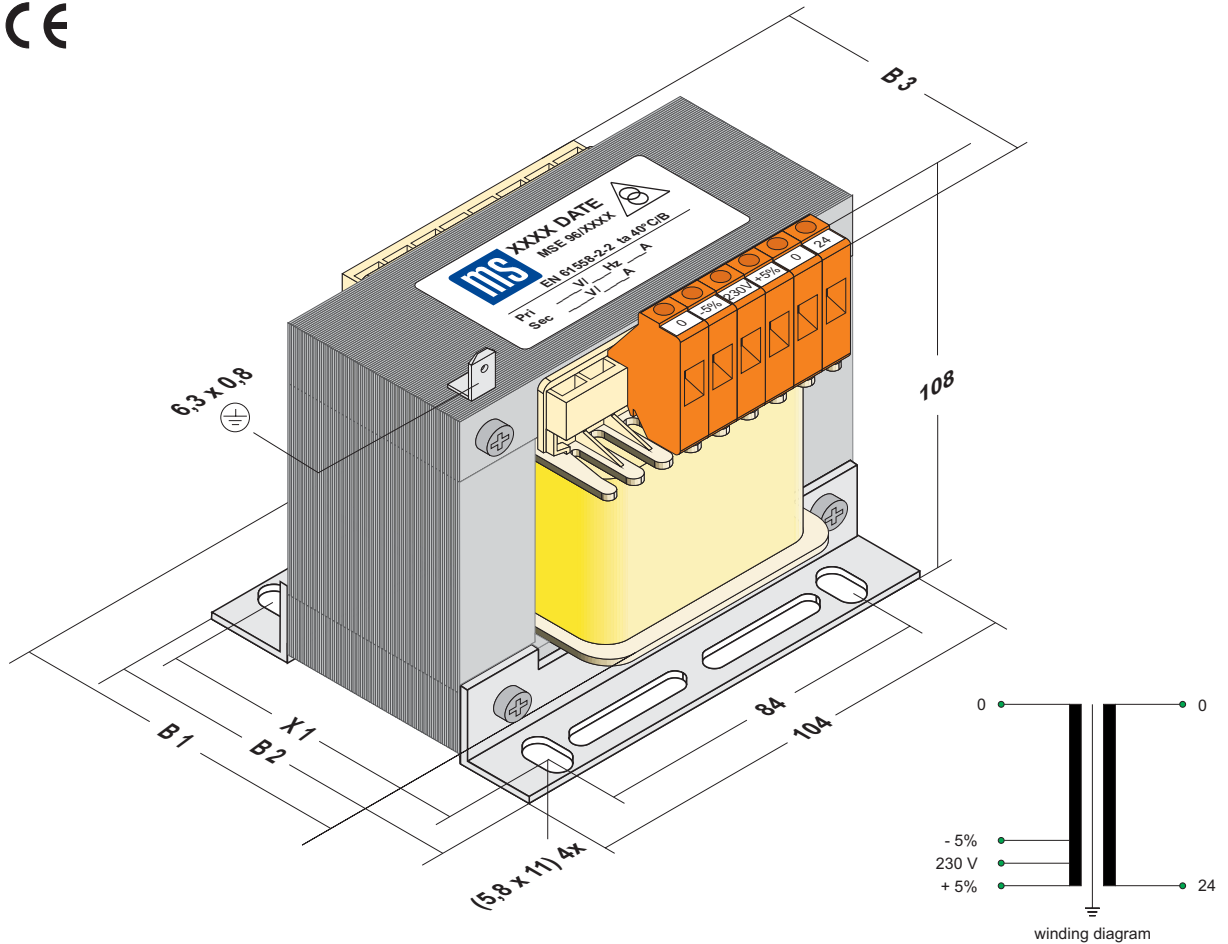


MSE 84	type size		width			hole distance		power / voltage / current	
								ta 40°C/B	
	[mm]	[mm]	[mm]	[mm]	[mm]	[mm]	[mm]	compact	economy
	MSE 84/29,5	63	59,5	75	46,5			110 24V/4,60A	96 24V/4,00A
	MSE 84/43,5	77	73,5	89	60,5			150 24V/6,25A	132 24V/5,50A

- * safety transformer satisfying EN 61558-2-6 ($U_o < 50$ V)
- * construction with fully encapsulated windings; > 8 mm separation (cr and cl) between primary and secondary
- * $U_o > 50$ V: insulating transformer according EN 61558-2-4
- * automated production yields highest reliability
- * extremely small magnetic perturbation field due to optimized core geometry and very good power efficiency
- * maximum six terminals
- * optional: temperature fuse / PTC installed
- * laquered

control transformer MSE 96

158 ... 300 VA



MSE 96	type size	width			hole distance	power / voltage / current	
	[mm]	B 1	B 2	B 3	X 1	compact	economy
	[mm]	[mm]	[mm]	[mm]	[mm]		
	MSE 96/35,7	71	76	78	60	192 24V/8,00A	158 24V/6,60A
	MSE 96/45,7	81	86	88	70	232 24V/9,70A	186 24V/7,75A
	MSE 96/59,7	95	100	102	84	300 24V/12,5A	240 24V/10,0A

- * control transformer satisfying VDE 0550 / EN 61558-2-2
- * construction with bobbin MS-UL
- * $U_o > 50$ V: insulating transformer according EN 61558-2-4
- * automated production yields highest reliability
- * extremely small magnetic perturbation field due to optimized core geometry and very good power efficiency
- * maximum six terminals
- * optional: temperature fuse / PTC installed
- * laquered