

# Micro-Klean™ D Series

## Blanket Media Filter Cartridges

The Micro-Klean™ D series filter cartridge is a major advance in blanketed filter technology. By combining an enhanced open wind process with an internal media blanket, the Micro-Klean D series provides superior flow rates, greater filtration efficiency, and consistent filtration characteristics from cartridge to cartridge, lot to lot.

The superior performance is a direct result of the advanced winding pattern of the yarn matrix combined with 3M Purification process of separately applying a tailored media “blanket” between successive layers of yarn. This winding pattern creates much larger diamond shaped contaminant holding chambers. The separately inserted blanket encloses the chambers and maintains the consistency and integrity of filtration. These two factors combine to achieve a balance of filtration characteristics impossible to obtain with ordinary wound filter cartridges with teased or brushed up random fibers on the yarn to produce a filtering media.

The Micro-Klean D series winding pattern also provides less restriction than the patterns common to ordinary wound cartridges. Consequently, it is not unusual for Micro-Klean D series filter cartridge to provide up to 2.5 times more open area, enhancing the flow rate by up to 500% for the same pressure drop (see Graph 1).

Micro-Klean D series is a blanket media cartridge offering true graded density, with more open filtration on the outside of the filter and fine, more efficient filtration, on the inner layer of the cartridge. Blinding of the filtration surfaces by large particles is minimized and cartridge life extended. Lower cartridge replacement costs are achieved as demonstrated in Graph 2.

Micro-Klean D series filter cartridges, with nominal ratings from 0.5 to 350 microns, are available with various media, matrix, and core materials to ensure compatibility with your process. Standard materials include cotton yarn/cotton media blanket for use in applications involving water, alcohol, and other polar liquids. Cotton materials are CFR 21 compliant for use with potable water, food, and beverage products.

The polypropylene yarn/polypropylene media blanket configuration, also CFR 21 compliant, is excellent for use with acids, alkalis, strong oxidizing and reducing agents, and other chemicals in aqueous solutions.



### Better By Design...

- Enhanced Reduction Efficiency
- Superior Capacity for Long Life
- Wide Range of Reduction Ratings
- CFR21 Compliant Materials

## Features & Benefits

---

### Blanket media filter cartridge

- Higher filtration efficiency at the selected rating

---

### CFR 21 listed materials of construction

- Suitable for food & beverage, and other regulated applications

---

### Graded density construction

- Very low pressure drop and high flow rates
- Longer filter life and more cost effective filtration

---

### Low extractable levels

- Suitable for water, electronics and electroplating

---

### Integral lengths from 9-7/8 in. to 40 in.

- Reduces joints that cause blinding or by-pass
- Easy to install and reduce

---

### Choice of construction materials

- Ensures process and system compatibility

---

### High dirt holding capacity

- Reduces filter change-outs

---

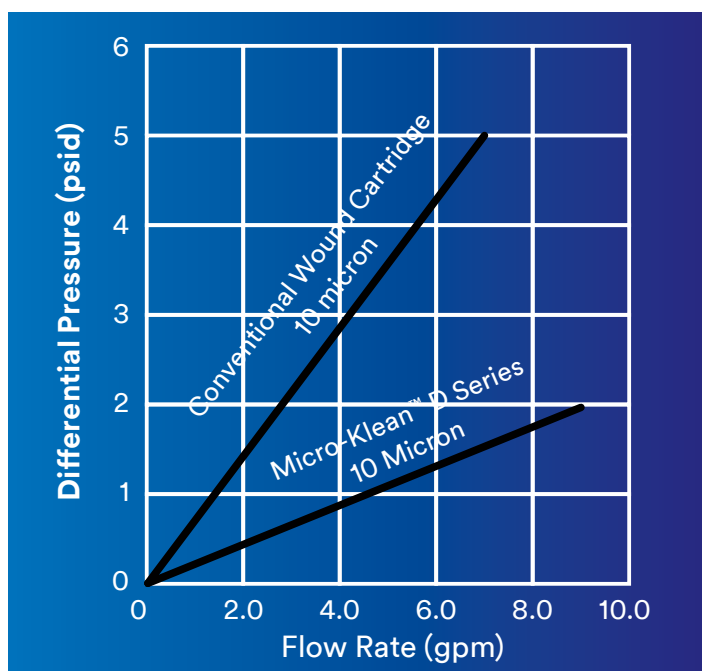
### Wide variety of end fittings

- Suitable for all filter housings

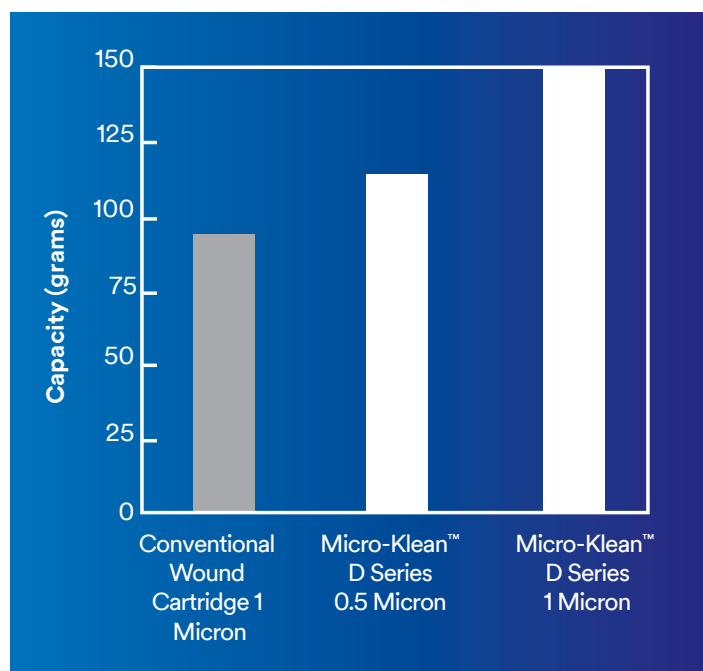
---

### Cleaner, more durable construction


- Less media migration than conventional wound cartridges



Graph 1. Flow Comparison



Graph 2. Service Life



Micro-Klean™ D Series Cartridge Configurations

### Cartridge Disposal

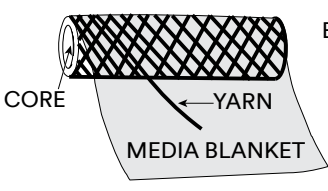
Micro-Klean™ D series cartridges can be incinerated or shredded when configured with polypropylene cores. Metal cores can be crushed by high pressure techniques after media incineration. Other methods may be more economical when using metal cores.

### Configurations

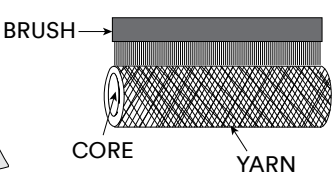
Cartridges can be configured with tinned steel, stainless steel, or polypropylene cores. The use of various core materials provide an advanced range of compatibility.

Table 1: Cartridge Comparisons


Micron Rating	Tinned Steel	304 SS Core	316 SS Core	Polypropylene Core
Polypropylene Media Blanket/Yarn Cartridges (150°F)				
0.5	D-FFFZ	D-FFSZ	D-PTZ	D-PPPZ
1	D-PPFY	D-PPSY	D-PPTY	D-PPPY
3	D-PPFA	D-PPSA	D-PPTA	D-PPPA
5	D-PPFB	D-PPSB	D-PPTB	D-PPPB
10	D-PPFC	D-PPSC	D-PPTC	D-PPPC
25	D-PPFF	D-PPSF	D-PPTF	D-PPPF
50	D-PPFL	D-PPSF	D-PPTF	D-PPPF
75	D-PPFQ	D-PPSQ	D-PPTQ	D-PPPQ
100	D-PPFV	D-PPSV	D-PPTV	D-PPPV
350	D-PPFW	D-PPSW	D-PPTW	D-PPPW
Cotton Media Blanket/Yarn Cartridges				
	(250°F)			(150°F)
0.5	D-CCFZ	D-CCSZ	D-CCTZ	D-CCPZ
1	D-CCFY	D-CCSY	D-CCTY	D-CCPY
3	D-CCFA	D-CCSA	D-CCTA	D-CCPA
5	D-CCFB	D-CCSB	D-CCTB	D-CCPB
10	D-CCFC	D-CCSC	D-CCTC	D-CCPC
25	D-CCFF	D-CCSG	D-CCTF	D-CCPF
50	D-CCFL	D-CCSL	D-CCTL	D-CCPL
75	D-CCFQ	D-CCSQ	D-CCTQ	D-CCPQ
100	D-CCFV	D-CCSV	D-CCTV	D-CCPV
350	D-CCFW	D-CCSW	D-CCTW	D-CCPW



Micro-Klean™ D Series



Conventional Wound



Equal Areas Showing Amount Of Yarn Used

Micro-Klean™ D Series  
2.25 sq. in.  
Open Flow Area

Conventional Cartridge  
0.99 sq. in.  
Open Flow Area

The Micro-Klean™ D series media blanket is superior to the brushing method of conventional wound cartridges that breaks the yarn fibers resulting in media migration. The media blanket produces greater filtration efficiency, increased contaminant holding capacity, and substantially cleaner filtration.

The Micro-Klean D series winding pattern combined with the media blanket produces a more rigid structure and reduces the restriction caused by the yarn. This results in an enhanced flow of up to 500%, in turn reducing the size and cost of filtration hardware!

Table 1 lists the various configurations for Micro-Klean™ D series filters. 3M Micro-Klean D series cartridges can be configured with various end-treatments and O-ring materials to fit competitive filter housings (see Ordering Guide).

### Cartridge Flow Rates

**Aqueous Flow Rates** — Micro-Klean D series cartridges exhibit excellent flow performance. For good filter practice, the flow values listed in Table 2, by grade designation, are recommended for maximum service life.

**Non Aqueous Flow Rates** — Calculate using the formula in conjunction with the values shown in Table 3. The specific pressure drop values may be effectively used when three of the four variables (Viscosity, Flow, Differential Pressure, and Cartridge Grade) are set.

$$\text{Clean } \Delta p \text{ (psi (mbar))} = \frac{\left( \frac{\text{total system gpm [lpm]}}{\text{Number of Equivalent Single Length Cartridges in housing}} \right) \left( \text{viscosity in cst} \right) \left( \text{value from table} \right)}{\left( \text{Number of Equivalent Single Length Cartridges in housing} \right)}$$

**Table 2: Aqueous Rates**

Grade	Flow Rate *(gpm)
Z	2
Y	2
A	3
B, C	4
F, L, Q, V, W	5

\* Flow rates are for single length cartridges (9-7/8 in. – 10 in.).

**Table 3: Micro-Klean™ D Series Flow Rates**

Grade	Nominal Rating (µm)	Specific Pressure Drop per 10" Cartridge *			
		Polypropylene Media		Cotton Media	
		psid/gpm/cst	mbar/lmp/cst	psid/gpm/cst	mbar/lmp/cst
Z	0.5	0.21	3.84	0.62	11.20
Y	1	0.14	2.55	0.47	8.62
A	3	0.10	1.86	0.39	7.10
B	5	0.04	0.71	0.17	3.12
C	10	0.03	0.49	0.08	1.49
F	25	0.02	0.33	0.05	0.93
L	50	0.010	0.19	0.03	0.47
Q	75	0.008	0.15	0.013	0.24
V	100	0.005	0.10	0.011	0.20
W	350	0.004	0.08	0.006	0.11

\* Specific pressure drop at ambient temperature for a single length equivalent (10") cartridge. Table values are shown for liquids with kinematic viscosity equal to 1.0. Kinematic viscosity in centistokes (cst) can be calculated by dividing the viscosity in centipoise by the specific gravity of the fluid. For multiple cartridge lengths, divide the total flow by the number of equivalent lengths.

# Micro-Klean™ D Series Ordering Guide

Basic Catalog Number	Media Blanket	Matrix	Core Material	Grade Designation		Nominal Cartridge Length		End Modification*	O-ring Material
				Grade	Nominal Rating (µm)	Code	Length		
<b>D</b> – No Extended Core <b>S</b> – 316 S.S. Extended Core <b>P</b> – Polypropylene Extended Core	<b>C</b> – Cotton <b>P</b> – Polypropylene	<b>C</b> – Cotton <b>P</b> – Polypropylene	<b>P</b> – Polypropylene <b>F</b> – Tinned Steel <b>S</b> – 304 S.S. <b>T</b> – 316 S.S.	Z Y A B C F	0.5 1 3 5 10 25	1** 2 2x 3 3x 4	9-7/8" 19-1/2" 20" 29.25" 30" 39"	<b>C</b> – Code 8 Double O-Ring Connector & Spear <b>F</b> – Code 3 Double O-Ring Connector & Flat Cap	<b>A</b> – Silicon <b>B</b> – Fluorocarbon <b>C</b> – EPR <b>D</b> – Nitrite

**Option:** For voile covered core, insert the letter V before the grade designation.

\* End Modification Requires use of the polypropylene core.

\*\* Fits 9-3/4 in. and 10 in. housings.

**PLEASE NOTE:** The Ordering Guide above is for reference only. Not all combinations are available.

Please consult with your 3M Representative to determine the appropriate part number for your application.

Technical Information
The technical information, guidance, and other statements contained in this document or otherwise provided by 3M are based upon records, tests, or experience that 3M believes to be reliable, but the accuracy, completeness, and representative nature of such information is not guaranteed. Such information is intended for people with knowledge and technical skills sufficient to assess and apply their own informed judgment to the information. No license under any 3M or third party intellectual property rights is granted or implied with this information.
Product Selection and Use
Many factors beyond 3M's control and uniquely within user's knowledge and control can affect the use and performance of a 3M product in a particular application. As a result, customer is solely responsible for evaluating the product and determining whether it is appropriate and suitable for customer's application, including conducting a workplace hazard assessment and reviewing all applicable regulations and standards (e.g., OSHA, ANSI, etc.). Failure to properly evaluate, select, and use a 3M product and appropriate safety products, or to meet all applicable safety regulations, may result in injury, sickness, death, and/or harm to property.
Warranty, Limited Remedy, and Disclaimer
Unless a different warranty is specifically stated on the applicable 3M product packaging or product literature (in which case such warranty governs), 3M warrants that each 3M product meets the applicable 3M product specification at the time 3M ships the product. 3M MAKES NO OTHER WARRANTIES OR CONDITIONS, EXPRESS OR IMPLIED, INCLUDING, BUT NOT LIMITED TO, ANY IMPLIED WARRANTY OR CONDITION OF MERCHANTABILITY, FITNESS FOR A PARTICULAR PURPOSE, OR ARISING OUT OF A COURSE OF DEALING, CUSTOM, OR USAGE OF TRADE. If a 3M product does not conform to this warranty, then the sole and exclusive remedy is, at 3M's option, replacement of the 3M product or refund of the purchase price.
Limitation of Liability
Except for the limited remedy stated above, and except to the extent prohibited by law, 3M will not be liable for any loss or damage arising from or related to the 3M product, whether direct, indirect, special, incidental, or consequential (including, but not limited to, lost profits or business opportunity), regardless of the legal or equitable theory asserted, including, but not limited to, warranty, contract, negligence, or strict liability.